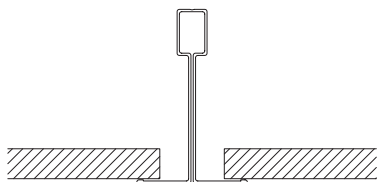


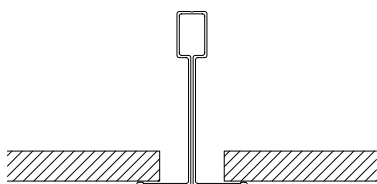
Ceiling tile adaption

Overview

1. T24/T15 Lay-in **278**



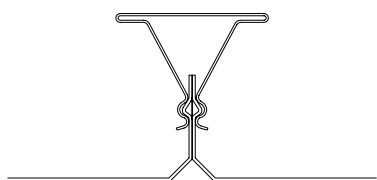
2. T24/T15 Lay-in not cleanable **279**



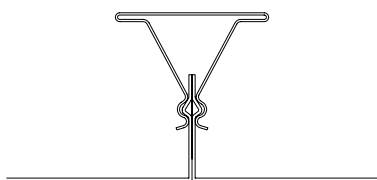
3. Permanent ceiling **279**



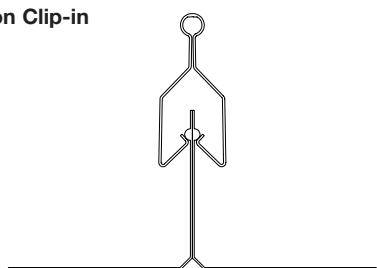
4. Dampa Clip-in bevelled edge **280**




5. Dampa Clip-in square edge **281**



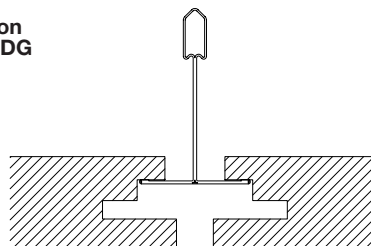
6. Luxalon Clip-in **282**



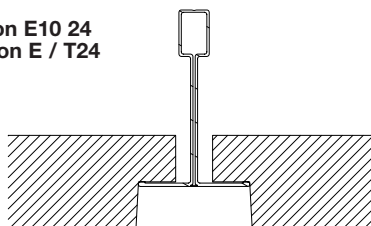
7. Danotile Contur Ecophon D Rockfon D-XL **283**



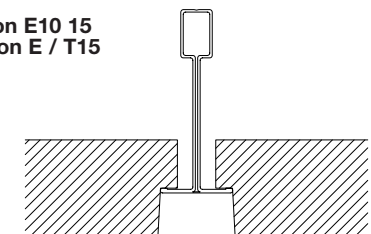
8. Ecophon Focus DG **284**



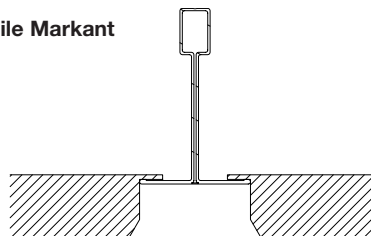
9. Rockfon E10 24 Ecophon E / T24 **285**



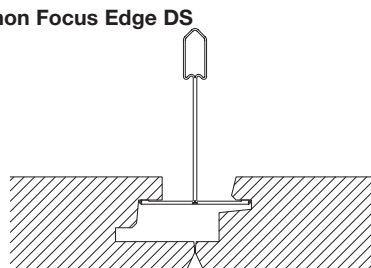
10. Rockfon E10 15 Ecophon E / T15 **286**



11. Danotile Markant **287**



14. Ecophon Focus Edge DS **288**



Ceiling tile adaption



Versio, Competence centre, Hobro.


Ceiling systems

A harmonic and aesthetic ceiling solution with beautifully integrated components is a must in modern constructions. The individual components themselves define the appearance of the final solution. Lindab contributes to the holism by adapting the diffusers to most 600x600 ceiling systems. In this way the holism of the solution is maintained, and the final result will become just as planned.

Ceiling adaption

Most of Lindab's ceiling diffusers can be adapted to 600x600 ceiling systems. The individual diffusers are adapted to the ceiling system directly in the grille box, or by using adapted module plates / frames, depending on which ceiling system is chosen. The following pages show Lindab's standard offering; both in terms of face plates and ceiling tile adaptations.

In the back of this chapter is an overview of adapted module plates.



PC7 diffuser.

Ceiling tile adaption

Design

See [Comfort and design](#)



Ceiling systems

1, 3, 7, 8, 9, 10, 11, 14



Product

	Perforated	Pattern 600	Pattern 500	Pattern 400	Pattern 300
PS	1 - 11				
	Swirl	Pattern 600	Pattern 500	Pattern 400	Pattern 300
RS	14 - 16				
	Nozzles	Pattern 600	Pattern 500	Pattern 400	Pattern 300
NS	19				
	Grid	Pattern 600	Pattern 500	Pattern 400	Pattern 300
GS	23				
	Frame	Pattern 600	Pattern 500	Pattern 400	Pattern 300
R					

No.	Ceiling type	Pattern							
		600		500		400		300	
		R mm	A x A mm	R mm	A x A mm	R mm	A x A mm	R mm	A x A mm
1	Lay-in 24/15 T-rack	595	564	595	464	595	383	595	383
3	Permanent ceiling	595	564	495	464	415	383	415	383
7	Hidden T-bar	*	599	599	464	599	383	599	383
8	Partially visible t-rack T24	*	592	592	464	592	383	592	383
9	T24 E/markant	*	575	595	464	595	383	595	383
10	T15 E/markant	*	584	584	464	584	383	584	383
11	T24 Markant	*	575	575	464	575	383	575	383
14	Ecophon Focus edge DS	*	599	599	464	599	383	599	383
Connection diffuser/box		Ød mm	U mm	Ød mm	U mm	Ød mm	U mm	Ød mm	U mm
Grille box type V		315	575	250	475	200	395	160	395
Plenum box type H		250/315	575	200	475	160	395	125	395
Rectangular connection		A x B mm	U mm	A x B mm	U mm	A x B mm	U mm	A x B mm	U mm
Plenum box type R		498 x 98	575	398 x 98	475	298 x 98	395	198 x 98	395

* shows solutions without fame, A x A shows face plate measurement in mm, R shows measurements on frame around the face plate. U shows recess.

Ceiling tile adaption

Design

See [Comfort and design](#)



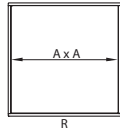
Ceiling systems

2, 4, 5, 6



Product

	Perforated	Pattern 600	Pattern 500	Pattern 400	Pattern 300
PS	1 - 11				
RS	14 - 16				
NS	19				
GS	23				



A x A shows face plate dimension, A x A is the outer dimension of all face plates.


No.	Ceiling type	Pattern			
		600	500	400	300
		A x A mm	A x A mm	A x A mm	A x A mm
2	Lay-in 24/15 T-rack not cleanable	595	595	595	595
4	Clip-in bevelled edge	600	600	600	600
5	Clip-in square edge	600	600	600	600
6	Clip-in	600	600	600	600
Connection diffuser/box		Ød mm	Ød mm	Ød mm	Ød mm
Grille box type V		315	250	200	160
Plenum box type H		250/315	200	160	125
Rectangular connection		A x B mm	A x B mm	A x B mm	A x B mm
Plenum box type R		498 x 98	398 x 98	298 x 98	198 x 98

A x A shows face plate measurements in mm

Ceiling tile adaption

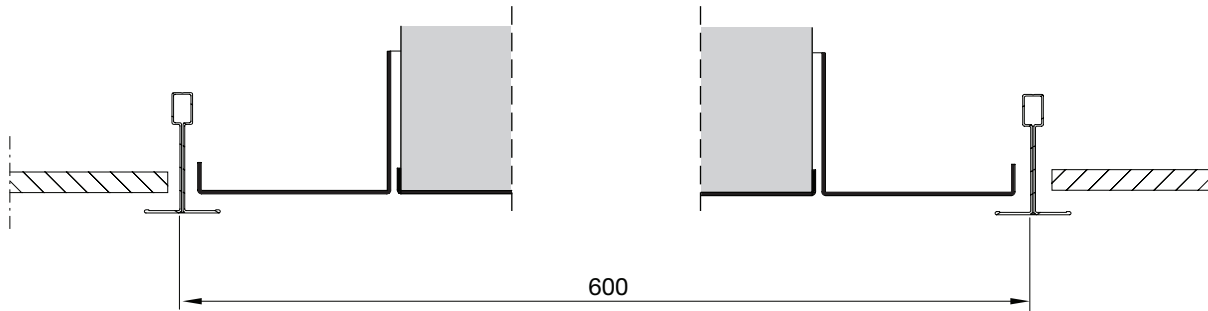
1. Ceiling adaption T24/T15 Lay-in

Lindab's ceiling diffusers adapted to T 24 / T15 Lay-in is mounted directly in the ceiling system as depicted in the sketches. The diffuser is delivered with a detachable face plate, so full access to the plenum box and the air duct is possible.



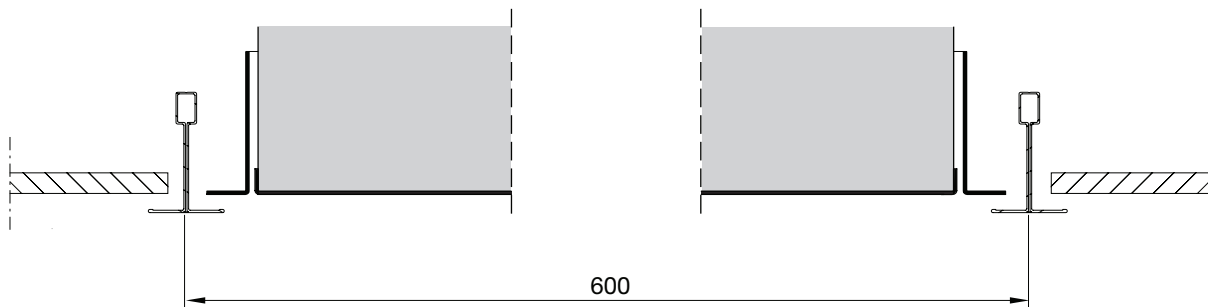
Sketch Versio- V, H, R pattern 300,400,500

(PBB mounting brackets not included, can be ordered separately.)

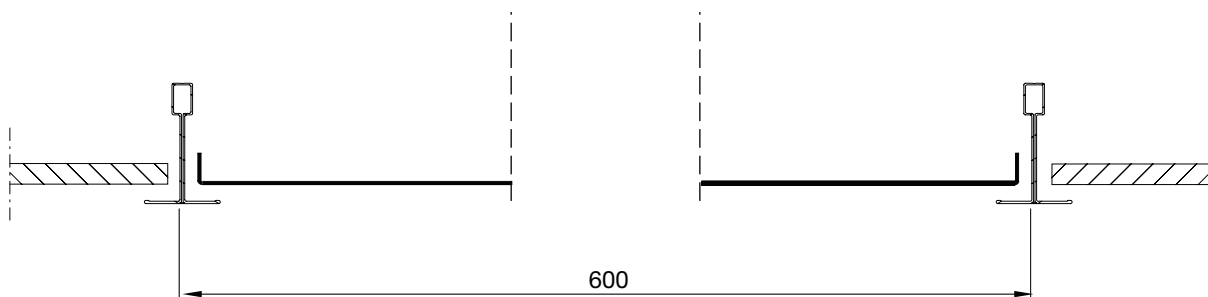


Sketch Versio- V, H, R pattern 600

(PBB mounting brackets not included, can be ordered separately.)




Sketch moduleplate type LM- Integra/Formo



Ceiling tile adaption

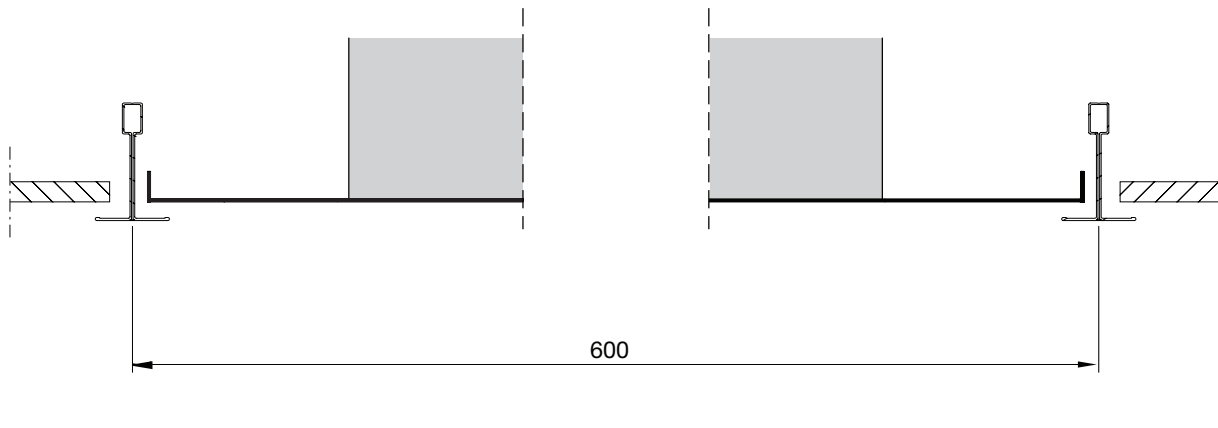
2. Ceiling adaption T24/ T15 Lay-in not cleanable

Lindab's diffuser adapted to T 24 / T15 Lay-in is mounted directly in the ceiling system, as depicted on the sketches. The face plate is in one piece and cannot be detached unless the diffuser is demounted from the rack-system.



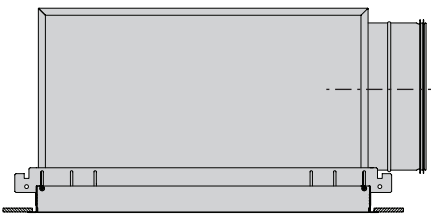
Sketch Versio- V, H, R all sizes

(PBB mounting brackets not included, can be ordered separately.)

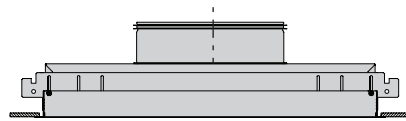


3. Permanent ceiling

Lindab's diffuser adapted to permanent ceiling is cut directly into the ceiling construction. The diffuser can be fastened with Lindab's different types of mounting brackets, see product pages for more details.



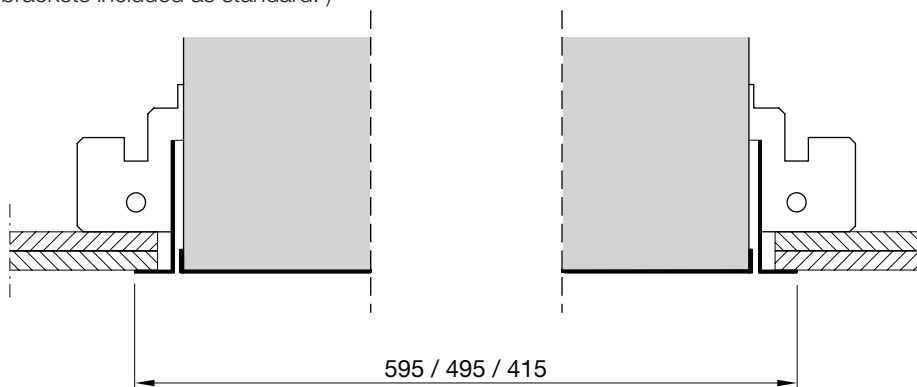
Plenum box type H including mounting bracket type PBB



Grille box type V including mounting bracket type PBB

Sketch Versio- V, H, R all sizes

(PBB mounting brackets included as standard.)




- 1
- 2
- 3
- 4
- 5
- 6
- 7
- 8
- 9
- 10
- 11
- 12
- 13
- 14
- 15
- 16
- 17
- 18

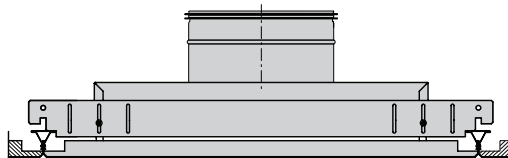
Ceiling tile adaption

4. Dampa Clip-in bevelled edge

Lindab's diffuser adapted to Dampa Clip-in bevelled edge is mounted directly in the ceiling system, as depicted in the sketches.



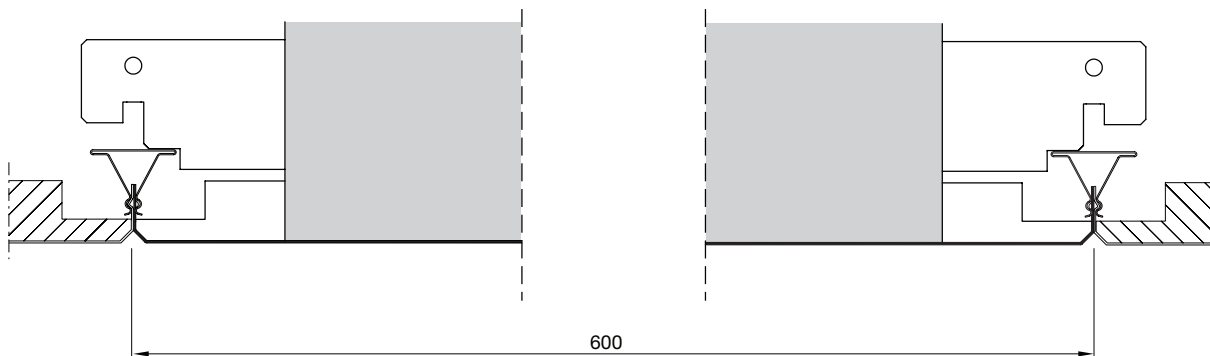
Plenum box type H including mounting bracket type PBB



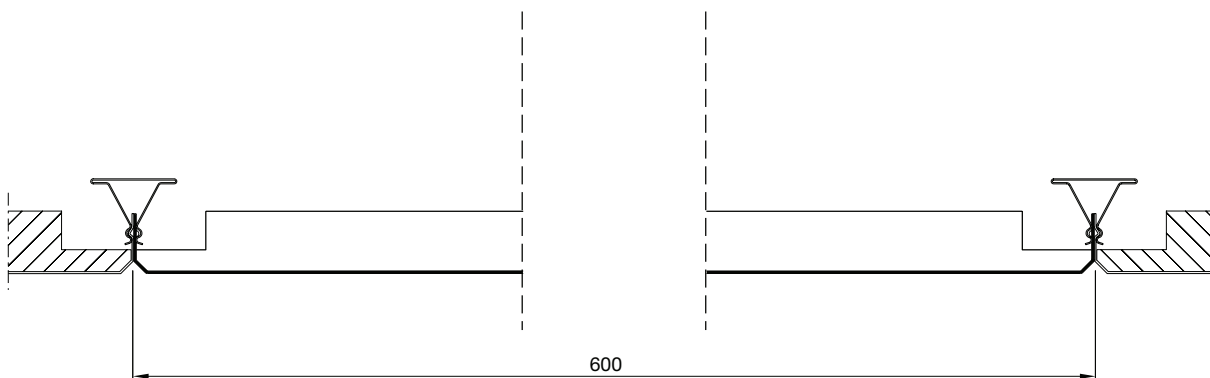
Grille box type V including mounting bracket type PBB

Sketch Versio- V, H, R all sizes

(PBB mounting brackets included as standard.)




Sketch moduleplate type LM- Integra/Formo



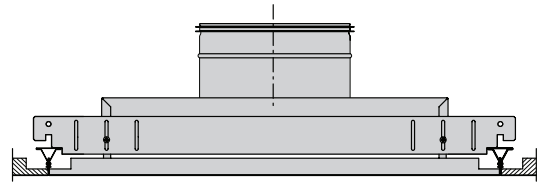
Ceiling tile adaption

5. Dampa Clip-in square edge

Lindab's diffuser adapted to Dampa Clip-in square edge is mounted directly in the ceiling system, as depicted in the sketches.



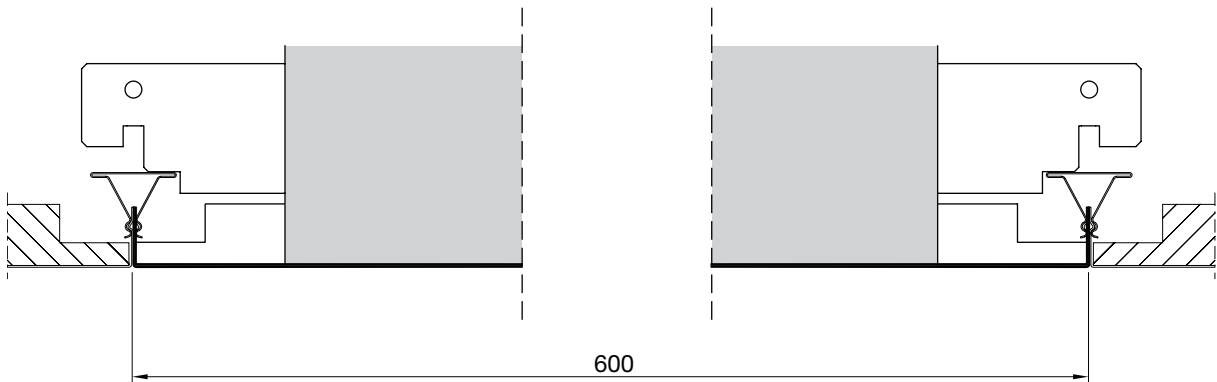
Plenum box type H including mounting brackets type PBB



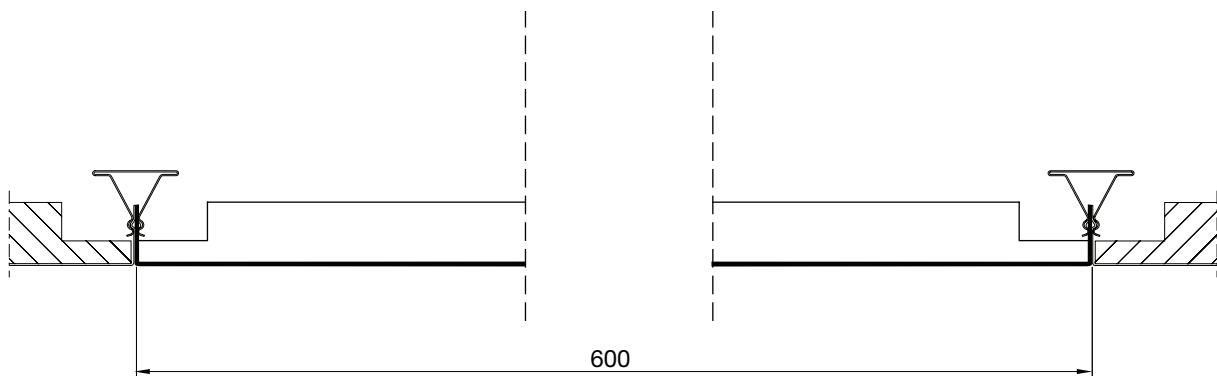
Grille box type V including mounting bracket type PBB

Sketch Versio- V, H, R all sizes

(PBB mounting brackets included as standard.)



Sketch moduleplate type LM- Integra/Formo




1
2
3
4
5
6
7
8
9
10
11
12
13
14
15
16
17
18

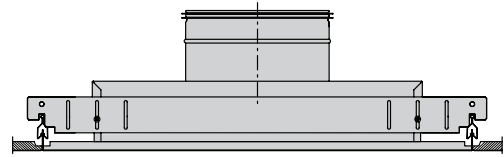
Ceiling tile adaption

6. Luxalon Clip-in

Lindab's diffuser adapted to Luxalon Clip-in is mounted directly in the ceiling system, as depicted in the sketches.



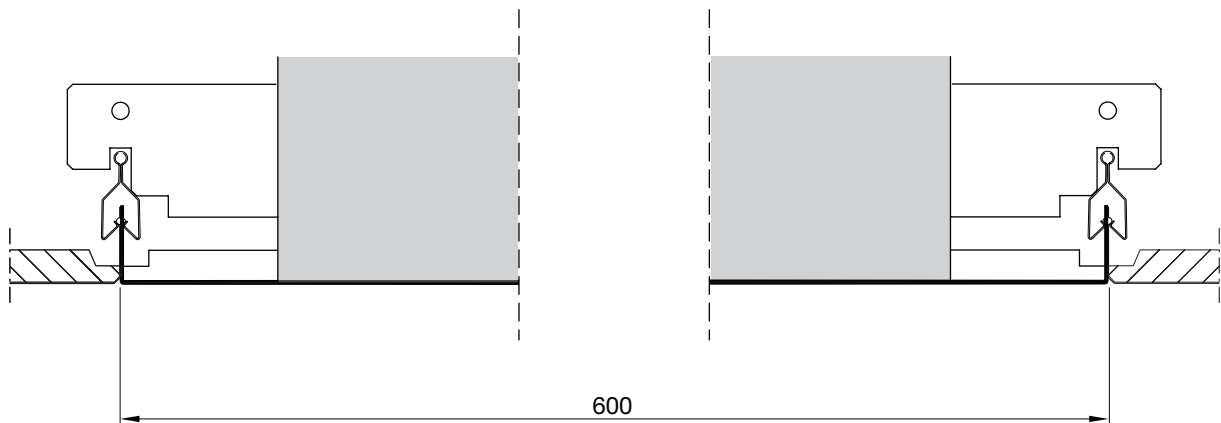
Plenum box type H including mounting bracket type PBB



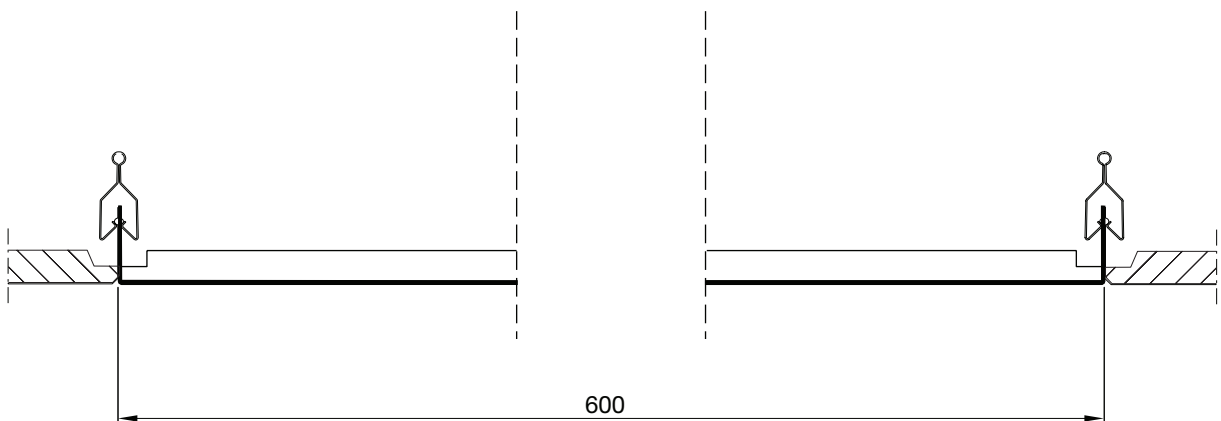
Grille box type V including mounting bracket type PBB

Sketch Versio- V, H, R all sizes

(PBB mounting brackets included as standard.)




Sketch moduleplate type LM- Integra/Formo



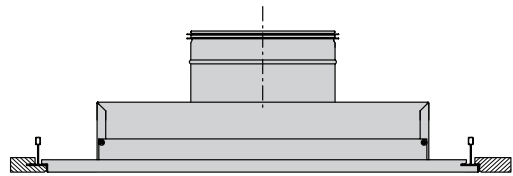
Ceiling tile adaption

7. Danotile Contur, Ecophon D and Rockfon D-XL

Lindab's diffuser adapted to the above mentioned ceiling systems, is mounted directly in the ceiling system, as depicted in the sketches.



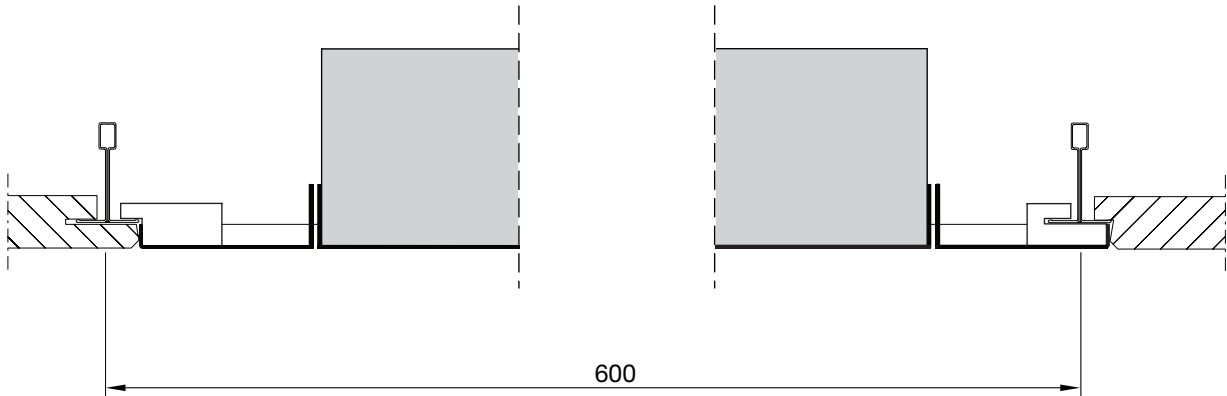
Plenum box type H



Grille box type V

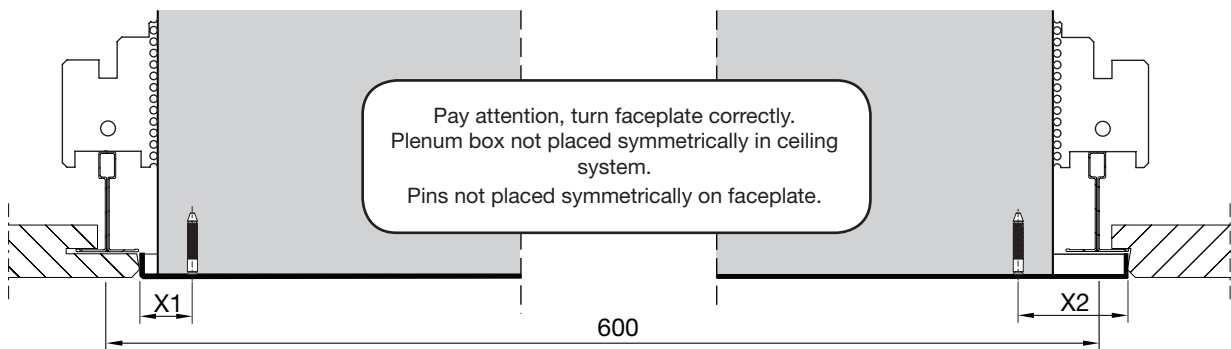
Sketch Versio- V, H, R pattern 300, 400, 500

(PBB mounting brackets not included, can be ordered separately.)

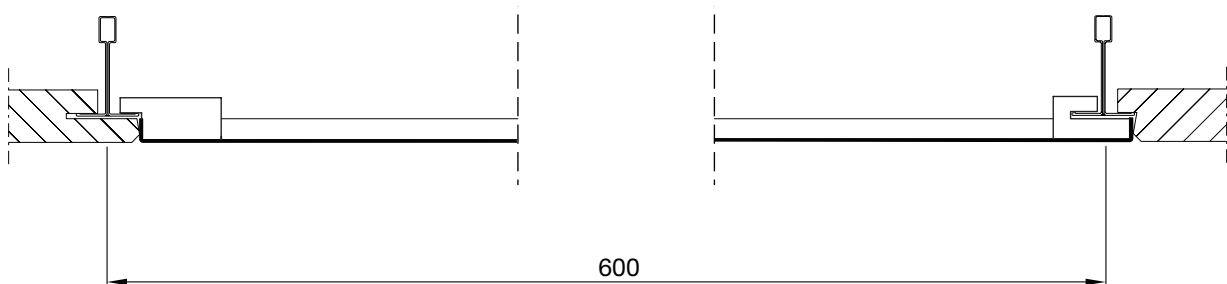


Sketch Versio- V, H, R pattern 600

(PBB mounting brackets included as standard.)



Sketch moduleplate type LM- Integra/Formo

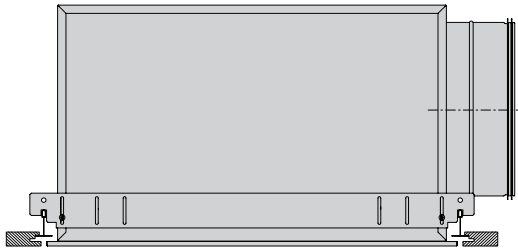


- 1
- 2
- 3
- 4
- 5
- 6
- 7
- 8
- 9
- 10
- 11
- 12
- 13
- 14
- 15
- 16
- 17
- 18

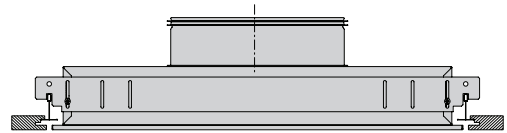
Ceiling tile adaption

8. Ecophon Focus DG

Lindab's diffuser adapted to Ecophon Focus DG ceiling systems are mounted directly in the ceiling system, as depicted in the sketches.



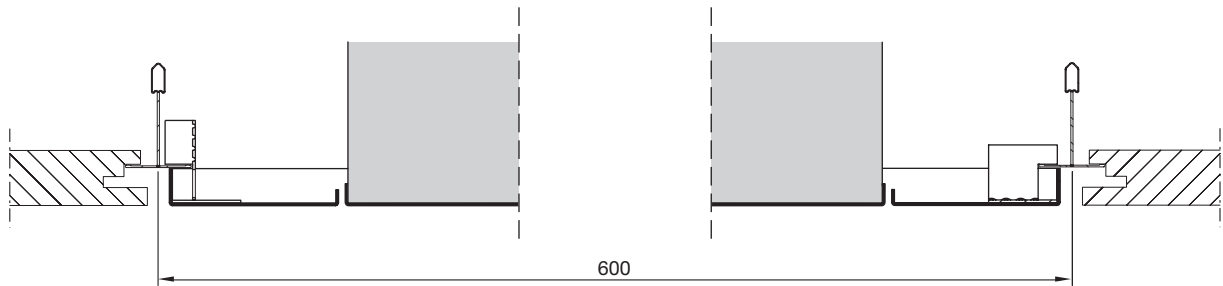
Plenum box type H including mounting bracket type PBB



Grille box type V including mounting bracket type PBB

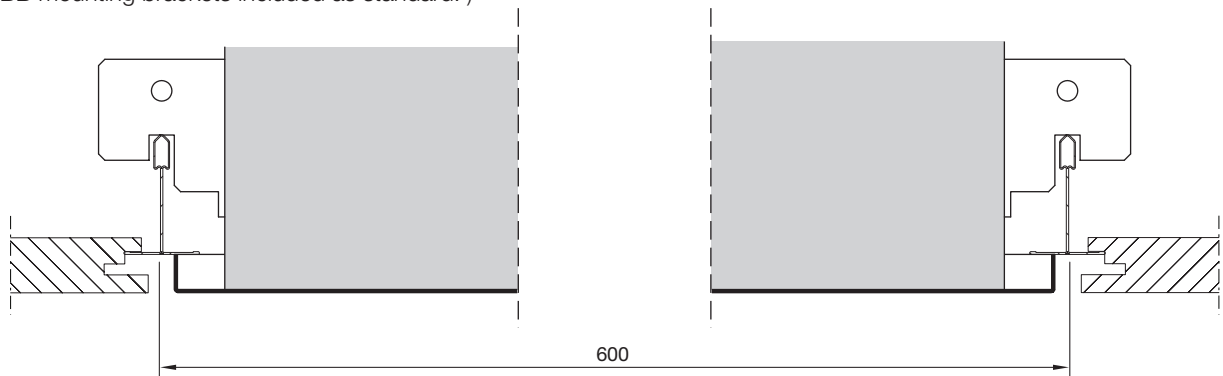
Sketch Versio- V, H, R pattern 300, 400, 500

(PBB mounting brackets not included, can be ordered separately.)

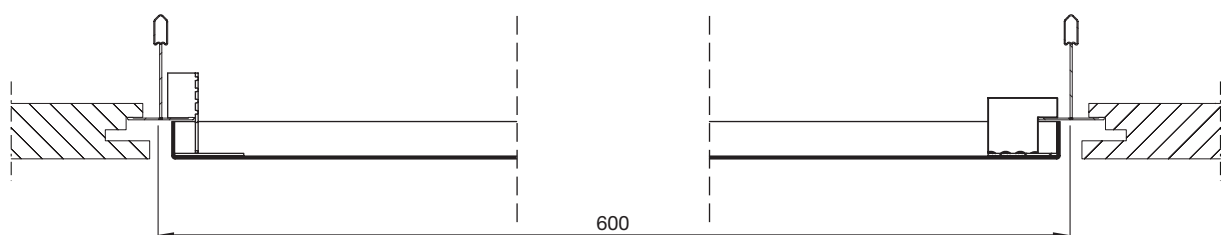


Sketch Versio- V, H, R pattern 600

(PBB mounting brackets included as standard.)




Sketch moduleplate type LM- Integra/Formo



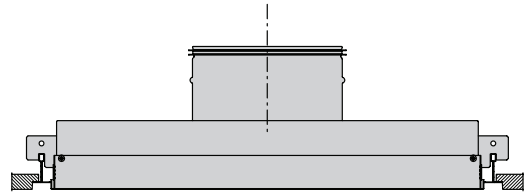
Ceiling tile adaption

9. Rockfon E10 24 Ecophon E / T24

Lindab's diffuser adapted to the above mentioned ceiling system is mounted directly in the ceiling system, as depicted in the sketches.



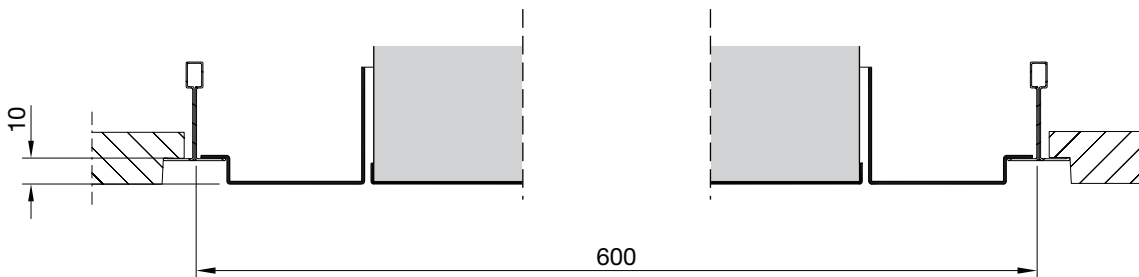
Plenum box type H including mounting bracket type PBB



Grille box type V including mounting bracket type PBB

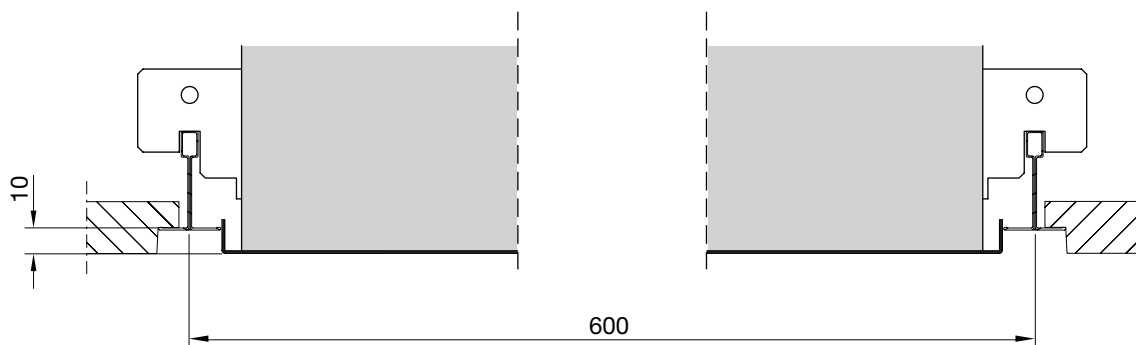
Sketch Versio- V, H, R pattern 300, 400, 500

(PBB mounting brackets not included, can be ordered separately.)

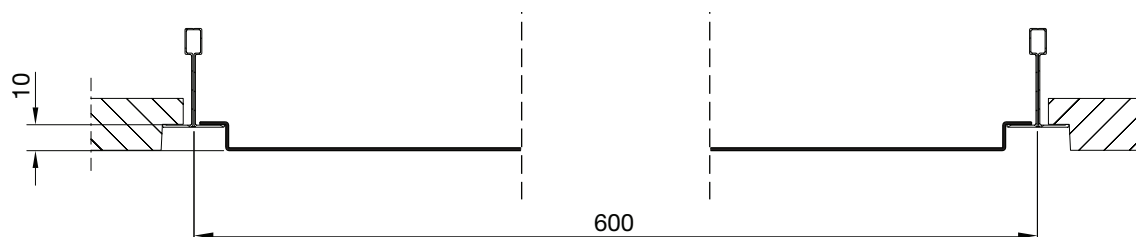


Sketch Versio- V, H, R pattern 600

(PBB mounting brackets included as standard.)



Sketch moduleplate type LM- Integra/Formo




1
2
3
4
5
6
7
8
9
10
11
12
13
14
15
16
17
18

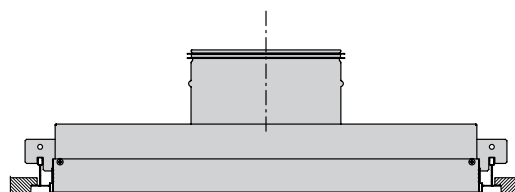
Ceiling tile adaption

10. Rockfon E10 15 Ecophon E / T15

Lindab's ceiling diffusers adapted to the above mentioned ceiling systems are mounted directly in the ceiling system, as depicted in the sketches.



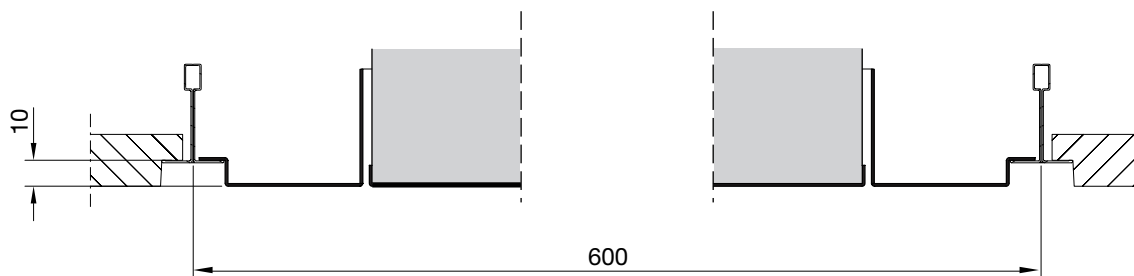
Plenum box type H including mounting bracket type PBB



Grille box type V including mounting bracket type PBB

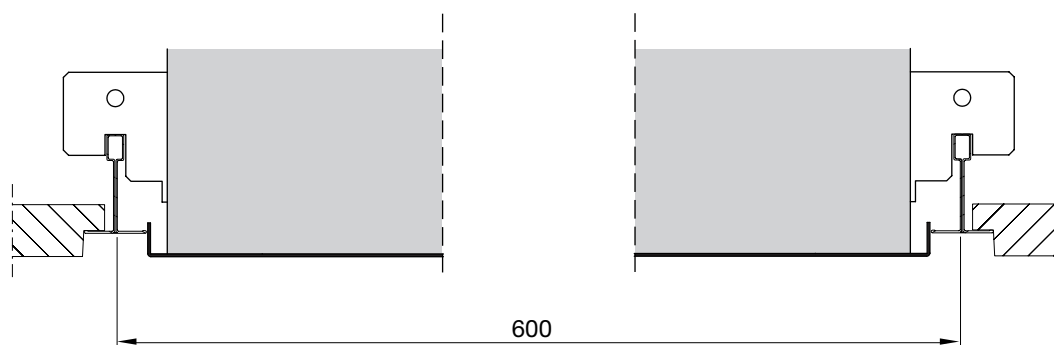
Sketch Versio- V, H, R pattern 300, 400, 500

(PBB mounting brackets not included, can be ordered separately.)

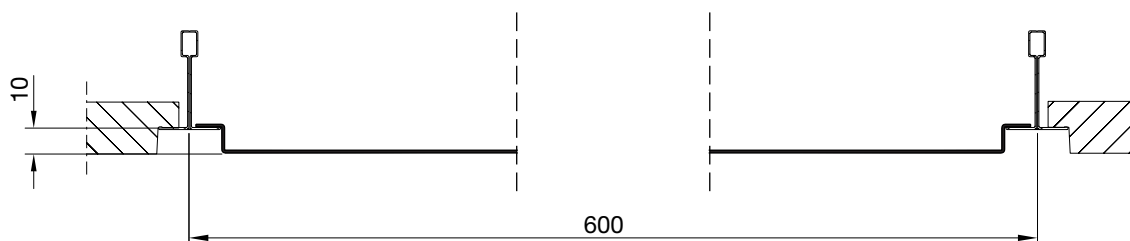


Sketch Versio- V, H, R pattern 600

(PBB mounting brackets included as standard.)




Sketch moduleplate type LM- Integra/Formo



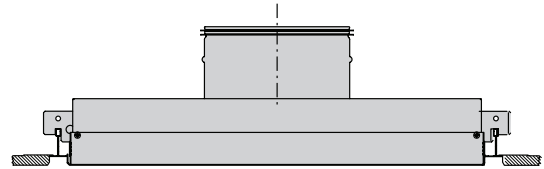
Ceiling tile adaption

11. Danotile Markant

Lindab's ceiling diffusers adapted to the above mentioned ceiling systems are mounted directly in the ceiling system, as depicted in the sketches.



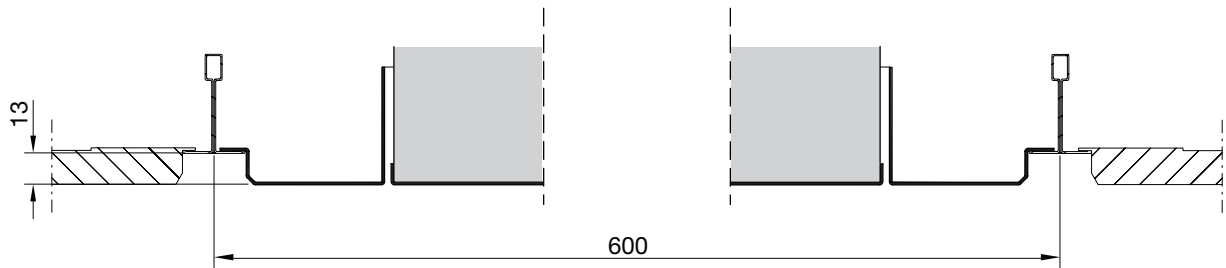
Plenum box type H including mounting bracket type PBB



Grille box type V including mounting bracket type PBB

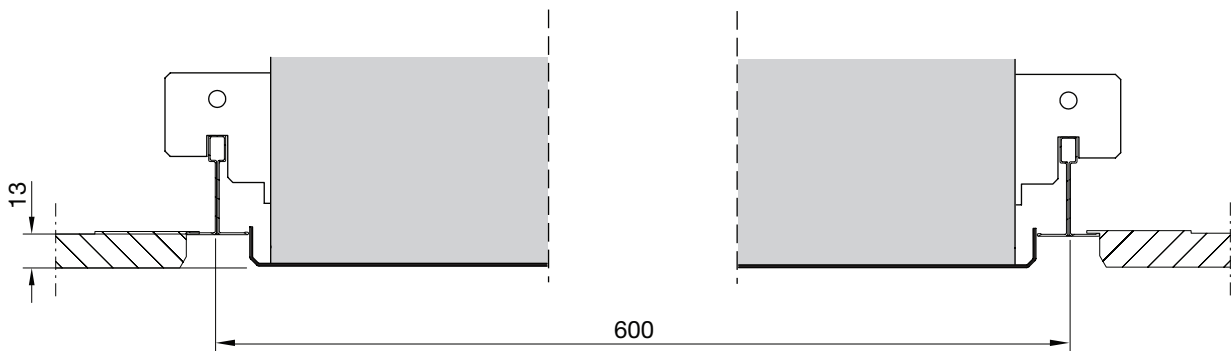
Sketch Versio- V, H, R pattern 300, 400, 500

(PBB mounting brackets not included, can be ordered separately.)

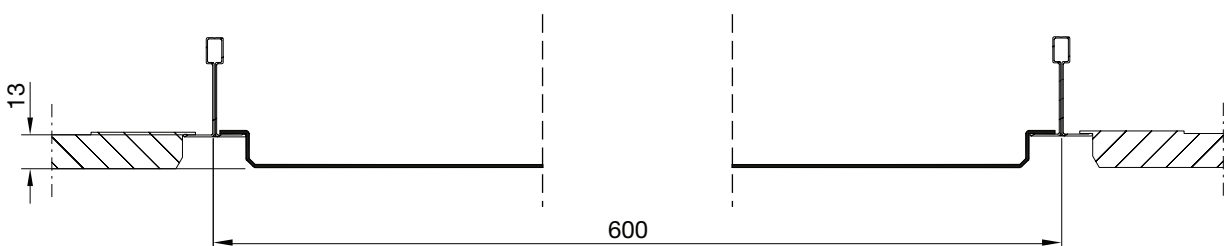


Sketch Versio- V, H, R pattern 600

(PBB mounting brackets included as standard.)



Sketch moduleplate type LM- Integra/Formo




1
2
3
4
5
6
7
8
9
10
11
12
13
14
15
16
17
18

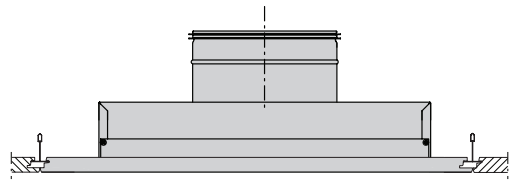
Ceiling tile adaption

14. Ecophon Focus edge DS

Lindab's diffuser adapted to Ecophon Focus edge DS ceiling systems, is mounted directly in the ceiling system, as depicted in the sketches.



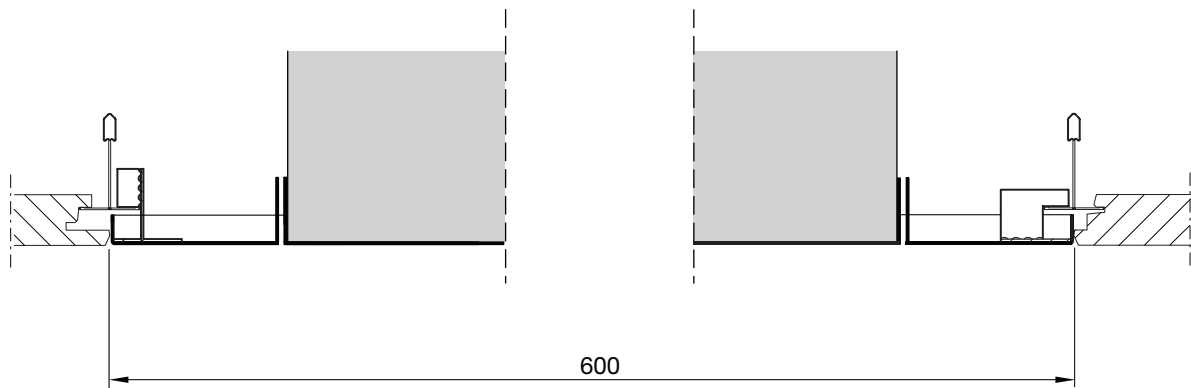
Plenum box type H



Grille box type V

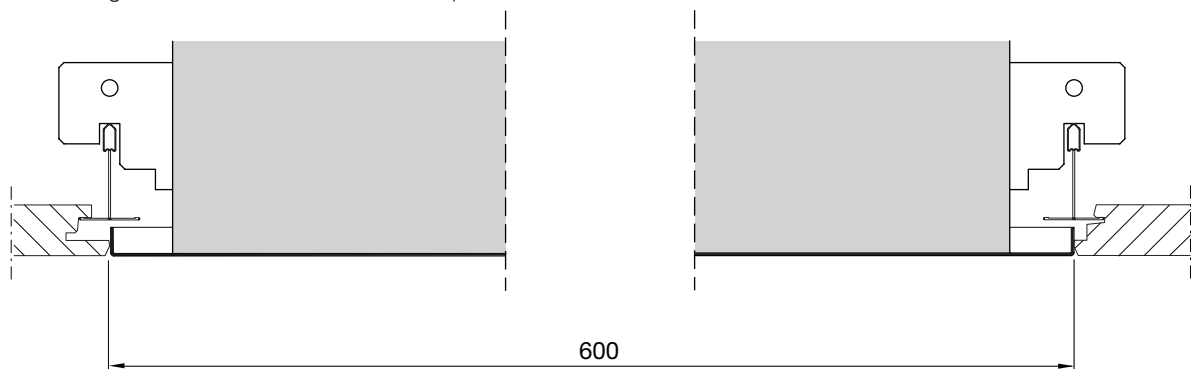
Sketch Versio- V, H, R pattern 300, 400, 500

(PBB mounting brackets not included, can be ordered separately.)

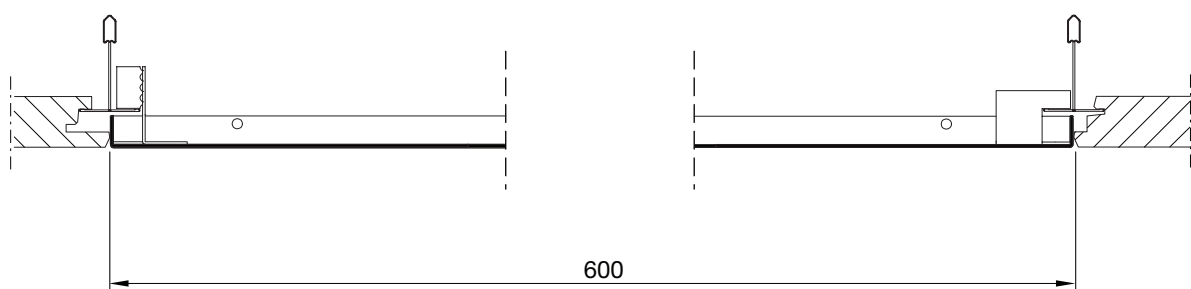


Sketch Versio- V, H, R pattern 600

(PBB mounting brackets included as standard.)



Sketch moduleplate type LM- Integra/Formo



Ceiling tile adaption

Moduleplate

Ceiling tile adaption

Product



Diffuser size
Min. - max.

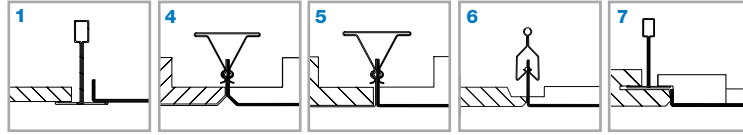
Ceiling types

Moduleplate type LM mm

PKA LKA PKV LKV		125 - 250
		125 - 250
		160 - 250
		160 - 250

Moduleplate type LM mm

PCA LCA CRL RCG PC6 PC7 RC14 RC15 NC19 PCV LCV		100 - 400
		100 - 400
		100 - 400
		125 - 315
		125 - 315
		160 - 315
		160 - 315
		160 - 315
		160 - 250
		160 - 250



1 Danotile T24/T15 Ecophon T24 Rockfon A24.	4 Dampa Clip-In bevelled edge	5 Dampa Clip-In square edge	6 Luxalon SQ Clip-In	7 Danotile Contur Ecophon D Rockfon D-XL
--	-------------------------------------	-----------------------------------	----------------------------	---

F: 595 mm	F: 600 mm	F: 600 mm	F: 600 mm	F: 599 mm
-----------	-----------	-----------	-----------	-----------

●	●	●	●	●
●	●	●	●	●
●	●	●	●	●
●	●	●	●	●

F: 595 mm	F: 600 mm	F: 600 mm	F: 600 mm	F: 599 mm
-----------	-----------	-----------	-----------	-----------

●	●	●	●	●
●	●	●	●	●
●	●	●	●	●
●	●	●	●	●
●	●	●	●	●
●	●	●	●	●
●	●	●	●	●
●	●	●	●	●
●	●	●	●	●

● Combination possible

- 1
- 2
- 3
- 4
- 5
- 6
- 7
- 8
- 9
- 10
- 11
- 12
- 13
- 14
- 15
- 16
- 17
- 18

Ceiling tile adaption

Moduleplate

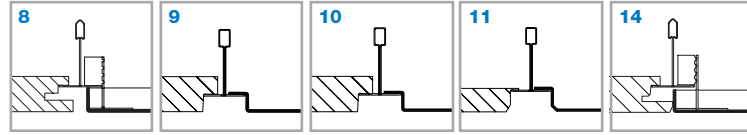
Ceiling tile adaption

Product



Diffuser size
Min. - max.

Ceiling types



8 Ecophon Focus DG 9 Rockfon E10 24 Ecophon E / T24 10 Rockfon E10 15 Ecophon E / T15 11 Danotile Markant DG 14 Ecophon Focus edge DS

F: 595 mm F: 600 mm F: 600 mm F: 600 mm F: 599 mm

PKA LKA PKV LKV	Moduleplate type LM	mm
		125 - 250
		125 - 250
		160 - 250
		160 - 250

●	●	●	●	●
●	●	●	●	●
●	●	●	●	●
●	●	●	●	●

PCA LCA CRL RCG PC6 PC7 RC14 RC15 NC19 PCV LCV	Moduleplate type LM	mm
		100 - 400
		100 - 400
		100 - 400
		125 - 315
		125 - 315
		160 - 315
		160 - 315
		160 - 315
		160 - 315
		160 - 250
		160 - 250
		160 - 250

●	●	●	●	●
●	●	●	●	●
●	●	●	●	●
●	●	●	●	●
●	●	●	●	●
●	●	●	●	●
●	●	●	●	●
●	●	●	●	●
●	●	●	●	●
●	●	●	●	●

● Combination possible