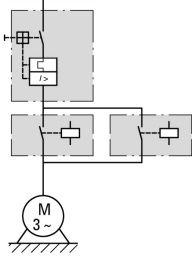


Reversing starter, 380 V 400 V 415 V: 4 kW, I_r= 6.3 - 10 A, 24 V DC, DC voltage

Part no. MSC-R-10-M9(24VDC)
Catalog No. 283202
Alternate Catalog No. XTSR010B009BTDNL
EL-Nummer (Norway) 4365073

Delivery program

Basic function				Reversing starters (complete devices)
Basic device				MSC
				
Notes				Also suitable for motors with efficiency class IE3.
Connection technique				Screw terminals
Connection to SmartWire-DT				no
Motor ratings				
Motor rating				
AC-3				
380 V 400 V 415 V	P	kW		4
Rated operational current				
AC-3				
380 V 400 V 415 V	I _e	A		8.5
Rated short-circuit current 380 - 415 V	I _q	kA		150
Setting range				
Setting range of overload releases	I _r	A		6.3 - 10
				
Coordination				Type of coordination "1"
Contact sequence				
Actuating voltage				24 V DC
				DC voltage

Motor-protective circuit-breakers PKZM0-10

Contactors DILM9-01(...)

DOL starter wiring set

Mechanical connection element and electrical electric contact module PKZM0-XRM12

Notes

The reversing starter (complete unit) consists of a PKZM0 motor-protective circuit-breaker and two DILM contactors.

With the adapter-less top-hat rail mounting of starters up to 12 A, only the motor-protective circuit-breaker on the top-hat rail requires an adapter. The contactors are provided with mechanical support via a mechanical connection element.

Control wire guide with max. 6 conductors up to 2.5mm external diameter or 4 conductors up to 3.5mm external diameter.

From 16 A, the motor-protective circuit-breakers and contactors are mounted on the top-hat rail adapter plate.

The connection of the main circuit between PKZ and contactor is established with electrical contact modules.

Complete units with mechanical interlock, starters up to 12 A also feature electrical interlock.

When using the auxiliary contacts DILA-XHIT... (→ 101042) the plug-in electrical connector can be removed without the removal of the front mounting auxiliary contact.

For further information

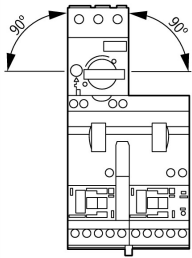
Page

Technical data PKZM0
 Accessories PKZ
 Technical data DILM
 Further actuating voltages
 DILM accessories

→ PKZM0
 → 072896
 → DILM
 → 276537
 → 281199

Technical data

General

Standards			UL 508 (on request) CSA C 22.2 No. 14 (on request)
Mounting position			
Altitude		m	Max. 2000
Ambient temperature			-25 - +55

Main conducting paths

Rated impulse withstand voltage	U_{imp}	V AC	6000
Overvoltage category/pollution degree			III/3
Rated operational voltage	U_e	V	230 - 415
Rated operational current			
Open, 3-pole: 50 – 60 Hz			
380 V 400 V	I_e	A	9

Additional technical data

Motor protective circuit breaker PKZM0, PKE			PKZM0 motor-protective circuit-breakers, see motor-protective circuit-breakers/ PKZM0 product group DILM contactors, see contactor product group DILET timing relay, ETR, see contactors, electronic timing relays product group
---	--	--	---

Power consumption

DC operated	Sealing	W	3
-------------	---------	---	---

Rating data for approved types

Auxiliary contacts			
Pilot Duty			
AC operated			A600
DC operated			P300
General Use			
AC		V	600
AC		A	15
DC		V	250
DC		A	1

Design verification as per IEC/EN 61439

Technical data for design verification			
Rated operational current for specified heat dissipation	I_n	A	9
Heat dissipation per pole, current-dependent	P_{vid}	W	3
Equipment heat dissipation, current-dependent	P_{vid}	W	9
Static heat dissipation, non-current-dependent	P_{vs}	W	2.6
Heat dissipation capacity	P_{diss}	W	0
Operating ambient temperature min.		°C	-25
Operating ambient temperature max.		°C	55
IEC/EN 61439 design verification			
10.2 Strength of materials and parts			
10.2.2 Corrosion resistance			Meets the product standard's requirements.
10.2.3.1 Verification of thermal stability of enclosures			Meets the product standard's requirements.
10.2.3.2 Verification of resistance of insulating materials to normal heat			Meets the product standard's requirements.

10.2.3.3 Verification of resistance of insulating materials to abnormal heat and fire due to internal electric effects		Meets the product standard's requirements.
10.2.4 Resistance to ultra-violet (UV) radiation		Meets the product standard's requirements.
10.2.5 Lifting		Does not apply, since the entire switchgear needs to be evaluated.
10.2.6 Mechanical impact		Does not apply, since the entire switchgear needs to be evaluated.
10.2.7 Inscriptions		Meets the product standard's requirements.
10.3 Degree of protection of ASSEMBLIES		Does not apply, since the entire switchgear needs to be evaluated.
10.4 Clearances and creepage distances		Meets the product standard's requirements.
10.5 Protection against electric shock		Does not apply, since the entire switchgear needs to be evaluated.
10.6 Incorporation of switching devices and components		Does not apply, since the entire switchgear needs to be evaluated.
10.7 Internal electrical circuits and connections		Is the panel builder's responsibility.
10.8 Connections for external conductors		Is the panel builder's responsibility.
10.9 Insulation properties		
10.9.2 Power-frequency electric strength		Is the panel builder's responsibility.
10.9.3 Impulse withstand voltage		Is the panel builder's responsibility.
10.9.4 Testing of enclosures made of insulating material		Is the panel builder's responsibility.
10.10 Temperature rise		The panel builder is responsible for the temperature rise calculation. Eaton will provide heat dissipation data for the devices.
10.11 Short-circuit rating		Is the panel builder's responsibility. The specifications for the switchgear must be observed.
10.12 Electromagnetic compatibility		Is the panel builder's responsibility. The specifications for the switchgear must be observed.
10.13 Mechanical function		The device meets the requirements, provided the information in the instruction leaflet (IL) is observed.

Technical data ETIM 8.0

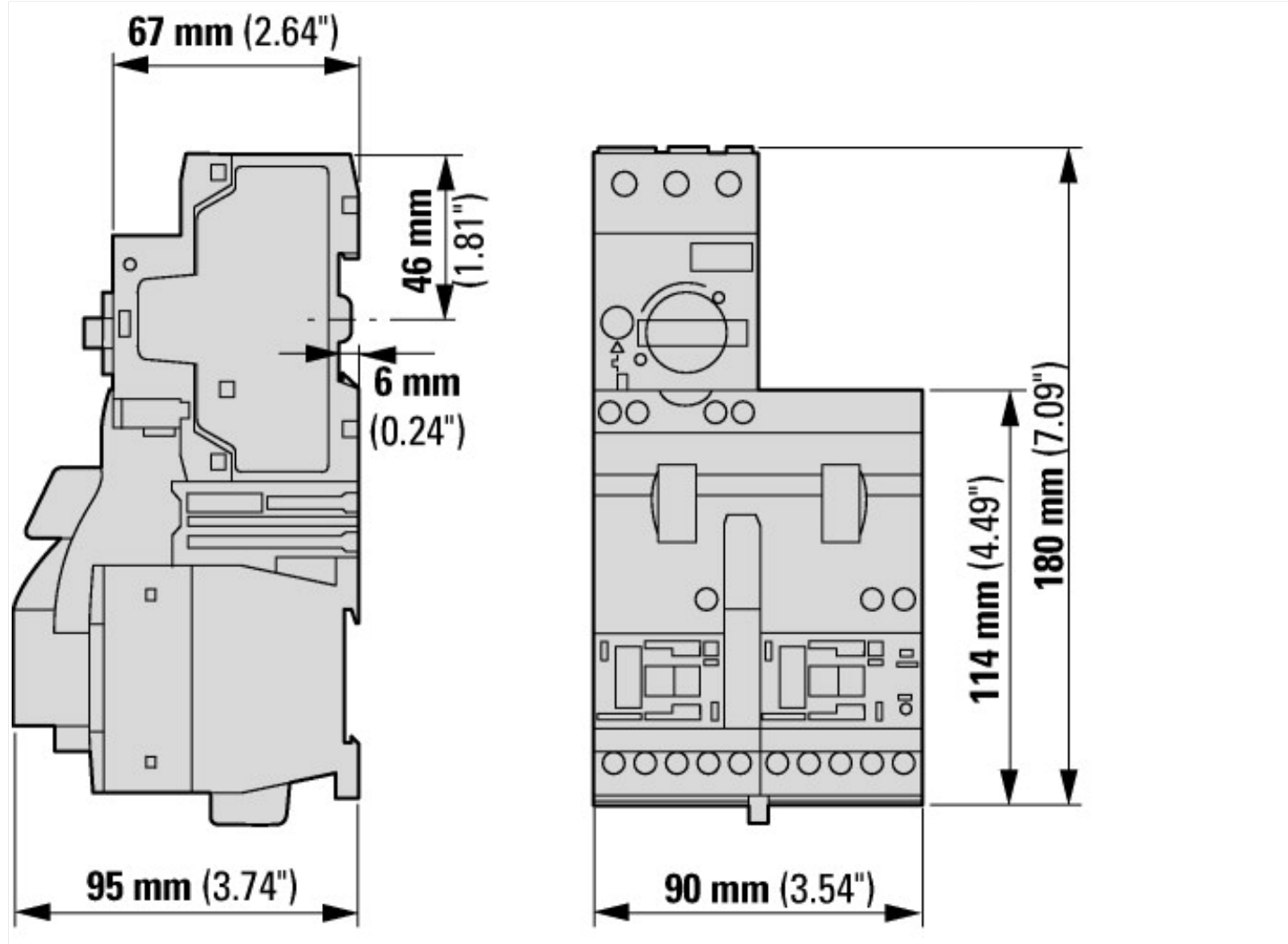
Low-voltage industrial components (EG000017) / Motor starter/Motor starter combination (EC001037)		
Electric engineering, automation, process control engineering / Low-voltage switch technology / Load breakout, motor breakout / Motor starter combination (ecl@ss10.0.1-27-37-09-05 [AJZ718013])		
Type of motor starter		Reversing starter
With short-circuit release		Yes
Rated control supply voltage U_s at AC 50HZ	V	0 - 0
Rated control supply voltage U_s at AC 60HZ	V	0 - 0
Rated control supply voltage U_s at DC	V	24 - 24
Voltage type for actuating		DC
Rated operation power at AC-3, 230 V, 3-phase	kW	2.2
Rated operation power at AC-3, 400 V	kW	4
Rated power, 460 V, 60 Hz, 3-phase	kW	0
Rated power, 575 V, 60 Hz, 3-phase	kW	0
Rated operation current I_e	A	8.5
Rated operation current at AC-3, 400 V	A	9
Overload release current setting	A	6.3 - 10
Rated conditional short-circuit current, type 1, 480 Y/277 V	A	0
Rated conditional short-circuit current, type 1, 600 Y/347 V	A	0
Rated conditional short-circuit current, type 2, 230 V	A	0
Rated conditional short-circuit current, type 2, 400 V	A	150
Number of auxiliary contacts as normally open contact		0
Number of auxiliary contacts as normally closed contact		0
Ambient temperature, upper operating limit	°C	55
Temperature compensated overload protection		Yes
Release class		CLASS 10 A
Type of electrical connection of main circuit		Screw connection
Type of electrical connection for auxiliary- and control current circuit		Screw connection
Rail mounting possible		Yes
With transformer		No
Number of command positions		0
Suitable for emergency stop		No
Coordination class according to IEC 60947-4-3		Class 1

Number of indicator lights			0
External reset possible			No
With fuse			No
Degree of protection (IP)			IP20
Degree of protection (NEMA)			Other
Supporting protocol for TCP/IP			No
Supporting protocol for PROFIBUS			No
Supporting protocol for CAN			No
Supporting protocol for INTERBUS			No
Supporting protocol for ASI			No
Supporting protocol for Modbus			No
Supporting protocol for Data-Highway			No
Supporting protocol for DeviceNet			No
Supporting protocol for SUCONET			No
Supporting protocol for LON			No
Supporting protocol for PROFINET IO			No
Supporting protocol for PROFINET CBA			No
Supporting protocol for SERCOS			No
Supporting protocol for Foundation Fieldbus			No
Supporting protocol for EtherNet/IP			No
Supporting protocol for AS-Interface Safety at Work			No
Supporting protocol for DeviceNet Safety			No
Supporting protocol for INTERBUS-Safety			No
Supporting protocol for PROFIsafe			No
Supporting protocol for SafetyBUS p			No
Supporting protocol for other bus systems			No
Width		mm	90
Height		mm	95
Depth		mm	185

Approvals

Product Standards			UL60947-4-1A; CSA-C22.2 No. 14-10; IEC60947-4-1; CE marking
UL File No.			E123500
UL Category Control No.			NKJH
CSA File No.			12528
CSA Class No.			3211-24
North America Certification			UL listed, CSA certified
Specially designed for North America			No

Dimensions



MSC-R...-M7[...12]...

Additional product information (links)

IL03402006Z (AWA1210-2248) Reversing starter to 12 A

IL03402006Z (AWA1210-2248) Reversing starter to 12 A	https://es-assets.eaton.com/DOCUMENTATION/AWA_INSTRUCTIONS/IL03402006Z2021_09.pdf
Motor starters and "Special Purpose Ratings" for the North American market	http://www.eaton.eu/ecm/groups/public/@pub/@europe/@electrical/documents/content/pct_3258146.pdf
Busbar Component Adapters for modern Industrial control panels	http://www.moeller.net/binary/ver_techpapers/ver960en.pdf