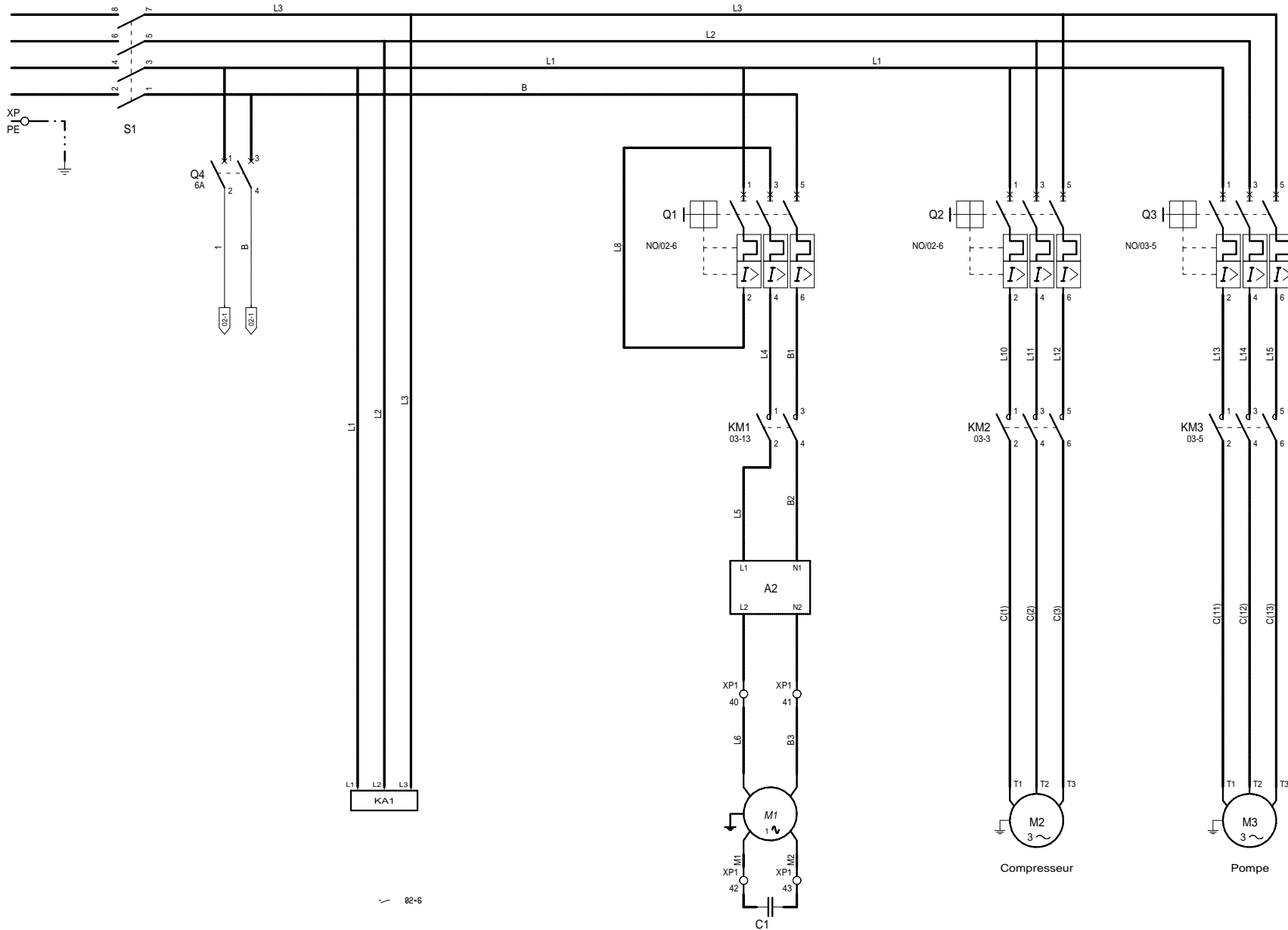


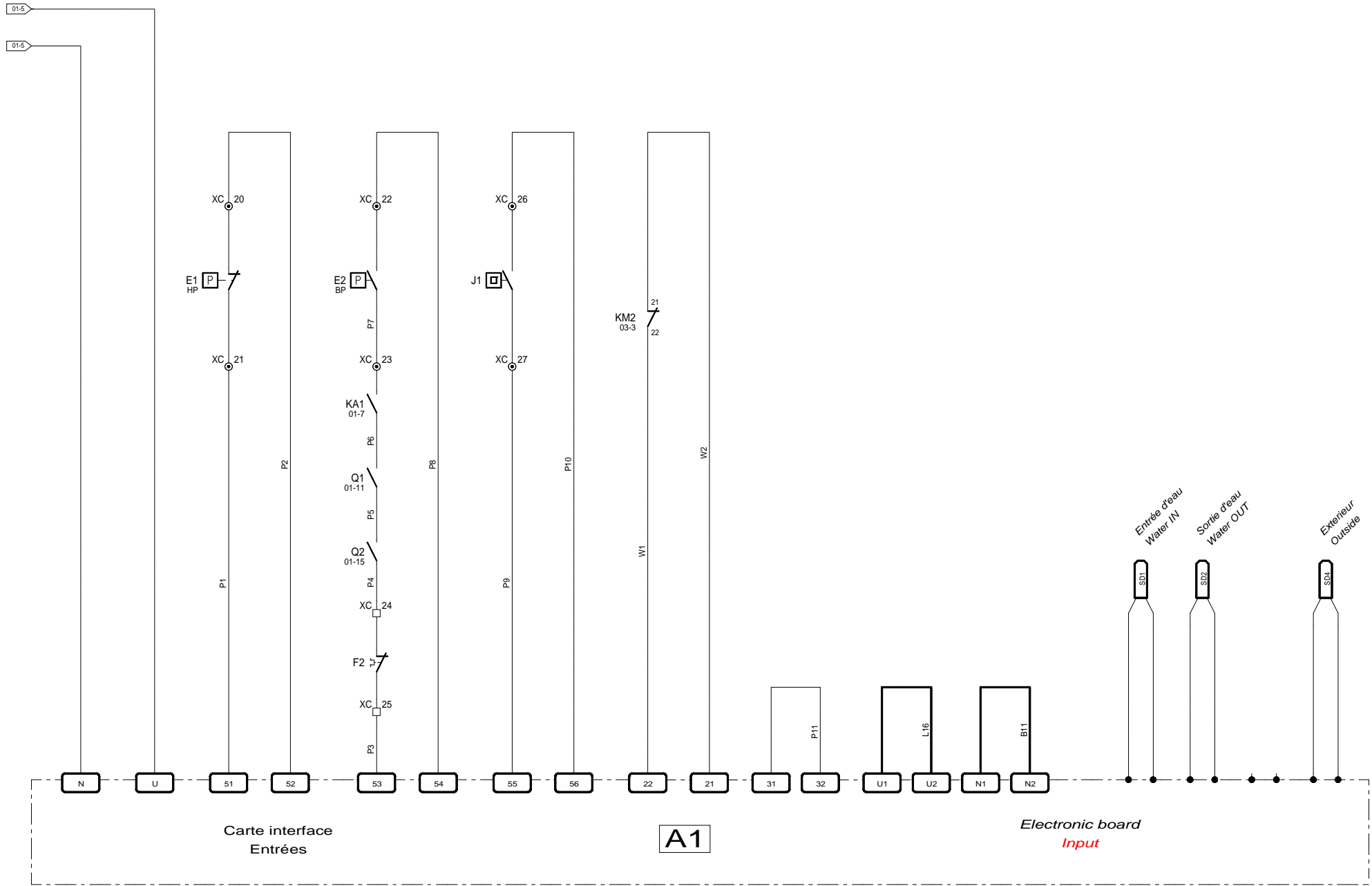
ALIMENTATION PROTEGEE
POWER SUPPLY
400/3N+T/50



DESSINE :	EM			
VERIFIE :				
DATE DE CREATION :	5/10/2004	INDICE	DATE	MODIFICATION
				DES

Dossier N° : 1005803
Tension : 400/3N/50

PUISSANCE



Carte interface
Entrées

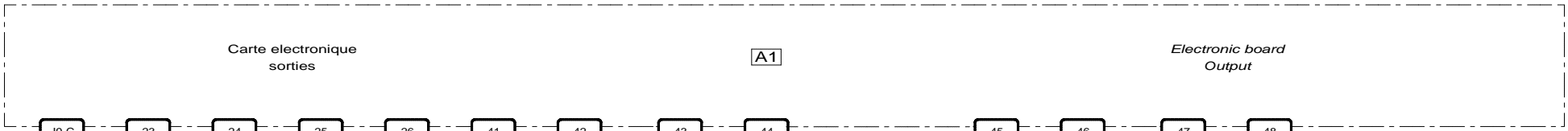
A1

Electronic board
Input

DESSINE :	EM			
VERIFIE :				
DATE DE CREATION :	5/10/2004	INDICE	DATE	MODIFICATION
				DES

Dossier N° : 1005803
Tension : 400/3N/50

COMMANDE 1
Entrées carte interface



1-2	01-15	1-2	01-18
3-4	01-15	3-4	01-18
5-6	01-15	5-6	01-18
13-14	--	13-14	04-14
21-22	02-10		

1-2	01-12
3-4	01-12
5-6	--
13-14	--
21-22	--

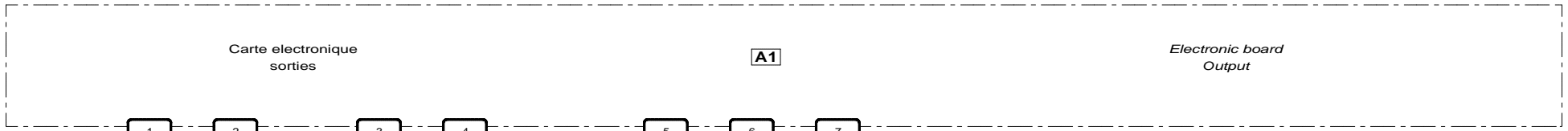
DESSINE :	EM				
VERIFIE :					
DATE DE CREATION :	5/10/2004	INDICE	DATE	MODIFICATION	DES

Dossier N° : 1005803

Tension : 400/3N/50

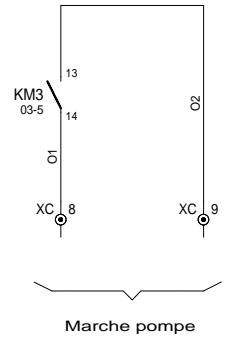
COMMANDE 3

Sorties carte interface



Marche / Arret
On / Off

Alarme
Alarm



DESSINE :	E.M				
VERIFIE :					
DATE DE CREATION :	5/10/2004	INDICE	DATE	MODIFICATION	DES

Dossier N° : 1005803
Tension : 400/3N/50

COMMANDE 3
Sorties carte electronique

