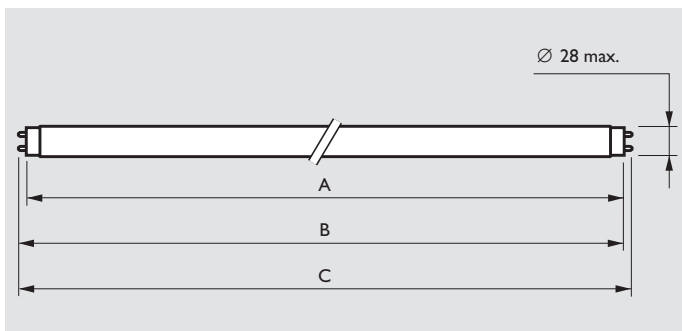



Fluorescent lamps

'TL'D Super /80 colours New Generation



Dimensions in mm

Type	A max.	B min.	B max.	C max.
'TL'D 15W	437.4	442.1	444.5	451.6
'TL'D 16W	720.0	724.7	727.1	734.2
'TL'D 18W	589.8	594.5	596.9	604.0
'TL'D 23W/36W-1	970.0	974.7	977.1	984.2
'TL'D 30W	894.6	899.3	901.7	908.8
'TL'D 36W	1199.4	1204.1	1206.5	1213.6
'TL'D 38W	1047.0	1051.7	1054.1	1061.2
'TL'D 58W	1500.0	1504.7	1507.1	1514.2
'TL'D 70W	1763.8	1768.5	1770.9	1778.0

Fluorescent lighting is efficient and economical. The efficacy (lumen/watt) of all fluorescent lamps is high compared to most other light sources.

Different luminaires are available for various purposes.

'TL'D lamps are low-pressure mercury discharge lamps with a clear tubular 26 mm envelope.

The tube wall is internally covered with a mixture of fluorescent powders.

'TL'D Super /80 colour lamps are produced with special fluorescent powder (/80 colours), which leads to a good colour rendering index (C.R.I. > 80) and a high efficacy.

'TL'D Super /80 colour lamps are used in 'human applications' like schools, offices, shops, factory halls and so on. The use of /80 colour phosphors also results in a high initial lumen output and an excellent lumen maintenance.

The initial efficacy and the efficacy during lifetime is relatively high.

'TL'D Super /80 colour lamps can be used on conventional gear or HF gear. The efficacy of an HF system is higher than conventional gear.

The colour designation of 'TL'D lamps creates a certain atmosphere. It varies from warm-white to cool daylight. The colour designation is determined by the colour temperature of the lamp.

'TL'D Super /80 New Generation is a breakthrough in 'TL' lighting. Advanced coating technology reduces the mercury absorption by the glass wall and the fluorescent powders. As a result, the lumen maintenance has been improved.

'TL'D Super /80 New Generation lamps contain only 3 mg of mercury (except for 'TL'D 70W type).

Recyclable

'TL'D Super /80 New Generation lamps are recyclable: materials (glass, metal, fluorescent powder, mercury) from end-of-life lamps can be recycled in the production of new 'TL' lamps if the right disassembly technology is used.

All 'TL'D Super /80 New Generation lamps are produced with an end-cap with a green bottom plate to highlight the environmental benefits of these lamps, especially recyclability.

Type	Cap/ base	Lamp voltage ¹⁾	Lamp current ¹⁾	Colour designation	Correlated colour temperature K	Lumen output ¹⁾	Average luminance ¹⁾	Nett weight	Ordering number	EOC
		V	A			lm	cd/cm ²	g		
/827										
'TL'D 15W /827	G13	51	0.34	INCAND. LIGHT	2700	1000	1.00	76	9280 248 08200	-
'TL'D 16W /827	G13	95	0.20	INCAND. LIGHT	2700	1200	0.75	125	9280 249 82700	641571
'TL'D 18W /827 NG	G13	59	0.36	INCAND. LIGHT	2700	1350	1.00	100	9279 200 82700	-
'TL'D 30W /827 NG	G13	98	0.36	INCAND. LIGHT	2700	2400	1.10	145	9279 205 82700	-
'TL'D 36W /827 NG	G13	103	0.44	INCAND. LIGHT	2700	3350	1.25	186	9279 210 82700	-
'TL'D 58W /827 NG	G13	111	0.67	INCAND. LIGHT	2700	5200	1.50	233	9279 220 82700	-
/830										
'TL'D 15W /830	G13	51	0.34	WARM WHITE	3000	1000	1.00	76	9280 248 08300	-
'TL'D 18W /830 NG	G13	59	0.36	WARM WHITE	3000	1350	1.00	100	9279 200 83000	-
'TL'D 23W /830 NG	G13	95	0.30	WARM WHITE	3000	2050	0.95	161	9279 225 83000	558633
'TL'D 30W /830 NG	G13	98	0.36	WARM WHITE	3000	2400	1.10	145	9279 205 83000	-
'TL'D 36W /830 NG	G13	103	0.44	WARM WHITE	3000	3350	1.25	186	9279 210 83000	-
'TL'D 36W-1 /830 NG	G13	80	0.56	WARM WHITE	3000	3100	1.40	161	9279 230 83000	558749
'TL'D 38W /830 NG	G13	104	0.43	WARM WHITE	3000	3350	1.40	162	9279 235 83000	558800
'TL'D 58W /830 NG	G13	111	0.67	WARM WHITE	3000	5200	1.50	233	9279 220 83000	-
'TL'D 70W /830 NG	G13	132	0.69	WARM WHITE	3000	6200	1.50	272	9279 238 83000	615985
/835										
'TL'D 18W /835 NG	G13	59	0.36	WHITE 3500	3500	1350	0.95	100	9279 200 83500	631688
'TL'D 36W /835 NG	G13	103	0.44	WHITE 3500	3500	3350	0.95	186	9279 210 83500	631985
'TL'D 58W /835 NG	G13	111	0.67	WHITE 3500	3500	5200	0.95	233	9279 220 83500	632160

¹⁾ conventional gear



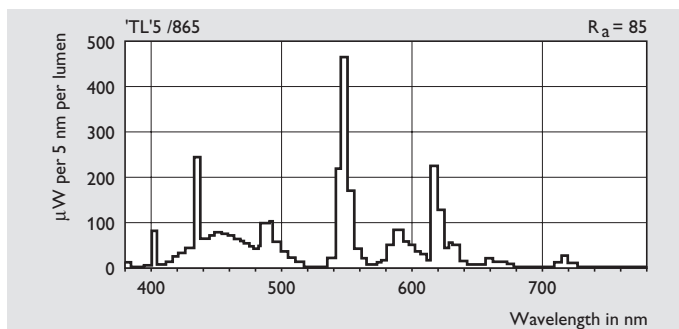
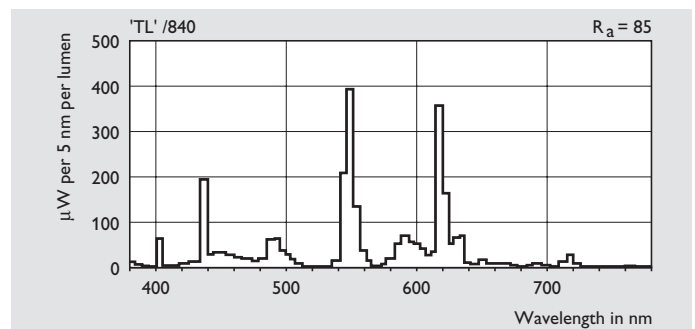
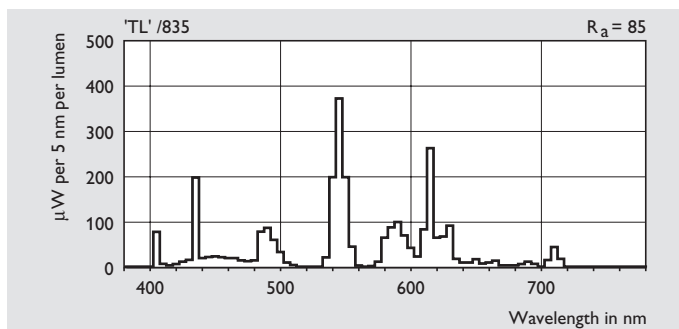
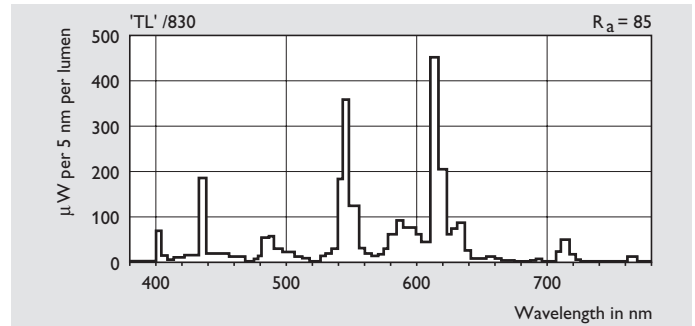
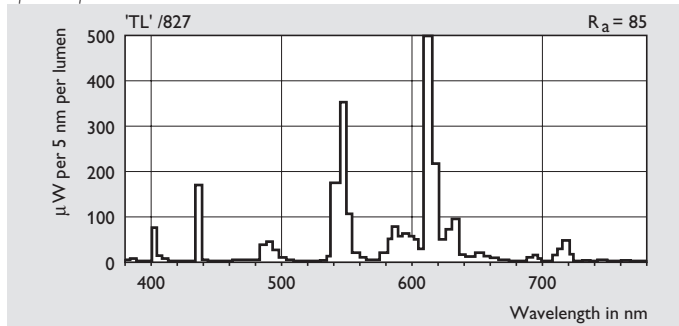
Fluorescent lamps

'TL'D Super /80 colours New Generation

Type	Cap/ base	Lamp voltage ¹⁾	Lamp current ²⁾	Colour designation	Correlated colour temperature K	Lumen output ³⁾	Average luminance ³⁾	Nett weight	Ordering number	EOC
		V	A			lm	cd/cm ²	g		
/840										
'TL'D 15W /840	G13	51	0.34	COOL WHITE	4000	1000	1.00	76	9280 248 08400	-
'TL'D 18W /840 NG	G13	59	0.36	COOL WHITE	4000	1350	1.00	100	9279 200 84000	-
'TL'D 23W /840 NG	G13	95	0.30	COOL WHITE	4000	2050	0.95	161	9279 225 84000	558701
'TL'D 30W /840 NG	G13	98	0.36	COOL WHITE	4000	2400	1.10	145	9279 205 84000	-
'TL'D 36W /840 NG	G13	103	0.44	COOL WHITE	4000	3350	1.25	186	9279 210 84000	-
'TL'D 36W-1 /840 NG	G13	80	0.56	COOL WHITE	4000	3100	1.40	161	9279 230 84000	558770
'TL'D 38W /840 NG	G13	104	0.43	COOL WHITE	4000	3350	1.40	162	9279 235 84000	558831
'TL'D 58W /840 NG	G13	111	0.67	COOL WHITE	4000	5200	1.50	233	9279 220 84000	-
'TL'D 70W /840 NG	G13	132	0.69	COOL WHITE	4000	6200	1.50	272	9279 238 84000	615923
/865										
'TL'D 18W /865 NG	G13	59	0.36	COOL DAYLIGHT	6500	1300	0.95	100	9279 200 86500	631770
'TL'D 30W /865 NG	G13	98	0.36	COOL DAYLIGHT	6500	2300	1.05	145	9279 205 86500	631893
'TL'D 36W /865 NG	G13	103	0.44	COOL DAYLIGHT	6500	3250	1.20	186	9279 210 86500	632074
'TL'D 58W /865 NG	G13	111	0.67	COOL DAYLIGHT	6500	5000	1.45	233	9279 220 86500	632258

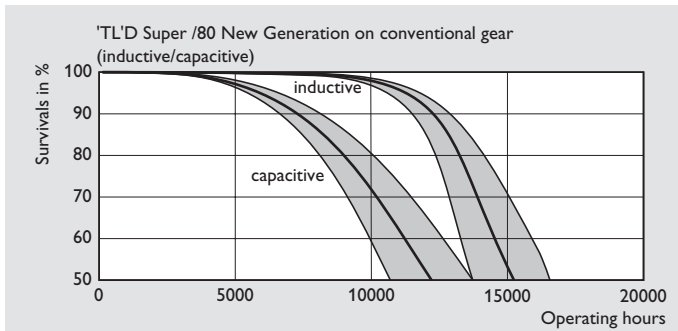
*) conventional gear

Spectral power distributions

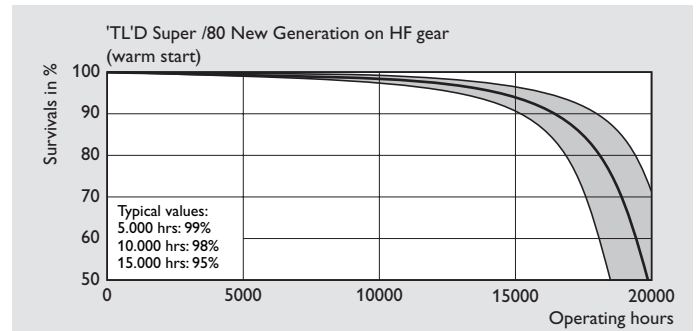


Fluorescent lamps

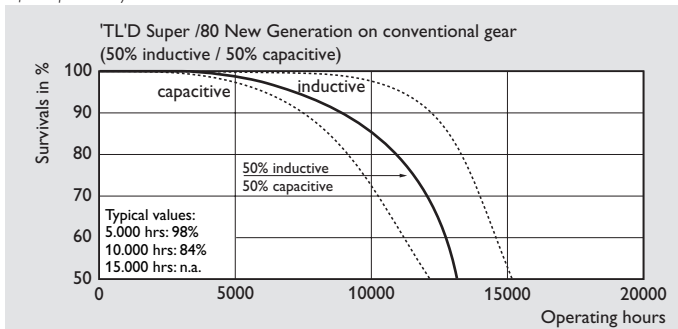
'TL'D Super /80 colours New Generation



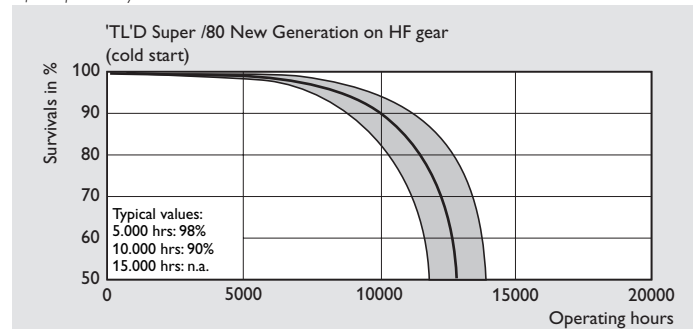
Life expectancy



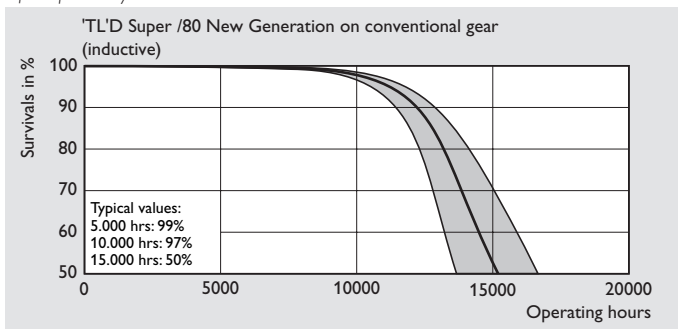
Life expectancy



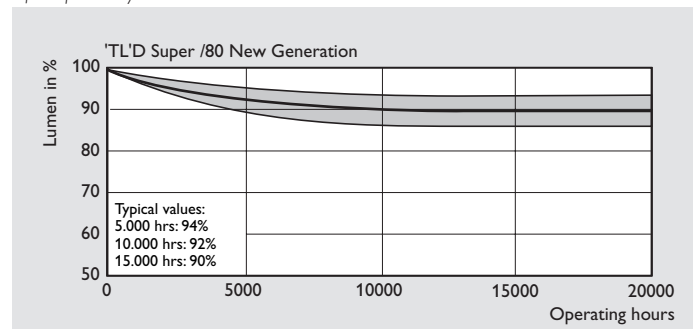
Life expectancy



Life expectancy



Life expectancy



Lumen maintenance

