

SylCircle

SYLCIRCLE 18W 1100LM

0043282



Range Features

- Perfect solution for hallways, kitchens or applicable zone 2 bathroom and wet areas thanks to its IP44 rating
- It can be wall or ceiling mounted
- Even and uniform light distribution with a halo lighting effect on the wall surface
- High performance, up to 1,500lm
- Up to 65lm/W
- Supplied with LED driver (non-dimmable)
- IK03 PMMA diffuser
- Low maintenance with 30,000 hours LED life expectancy
- Available in 6W, 12W, 18W or 24W.



PRODUCT OVERVIEW

Certifications	CE
Colour temperature (K)	3000
Colour	White
CRI (Ra)	80
Dimmable	No
EAN code	5410288432823
Luminous flux (lm)	1100
Housing	PMMA diffuser with metal back plate
IK rating	IK03
IP rating	IP44
Light colour	Warm white
LOR (%)	100
Mount	Surface Mounted
Ordering number	0043282
Efficacy (Rated) (lm/w)	61
Average life (Rated) (h)	30000
Technology	LED
Voltage (V)	220-240
Included lamp	Integrated LED

DATA TABLE

General data

Average life (Nominal) (h)	30000
Certifications	CE
Dimmable	No

SylCircle

SYLCIRCLE 18W 1100LM

0043282

EAN code	5410288432823
General application	Residential & Consumer,Hospitalit
Housing	PMMA diffuser with metal back plate
Mount	Surface Mounted
Ordering number	0043282
Range features	<p>Perfect solution for hallways, kitchens or applicable zone 2 bathroom and wet areas thanks to its IP44 rating It can be wall or ceiling mounted Even and uniform light distribution with a halo lighting effect on the wall surface High performance, up to 1,500lm Up to 65lm/W Supplied with LED driver (non-dimmable) IK03 PMMA diffuser Low maintenance with 30,000 hours LED life expectancy Available in 6W, 12W, 18W or 24W.</p>
Product name	SYLCIRCLE 18W 1100LM
Average life (Rated) (h)	30000
Technology	LED

Optical data

Colour temperature (K)	3000
CRI (Ra)	80
Distribution type	Direct
Luminous flux (lm)	1100
Light colour	Warm white
LOR (%)	100

Physical data

Colour	White
Diffuser finish	Opal
Height (mm)	95
IK rating	IK03
IP rating	IP44
Lamp included	Integrated
Length (mm)	340
Reflector finish	Diffuser
Weight (kg)	0.5
Width (mm)	340
Included lamp	Integrated LED

Electrical data

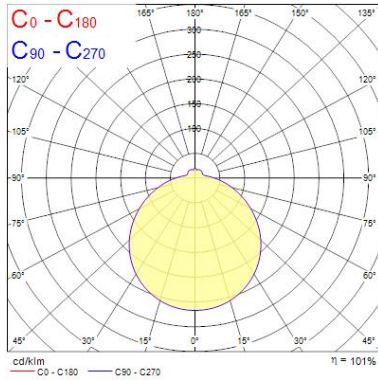
Electrical protection	CLASS I
Efficacy (Rated) (lm/w)	61
Total power consumption (W)	18

SylCircle SYLCIRCLE 18W 1100LM 0043282

Voltage (V)

220-240

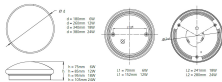
PHOTOMETRY



0.5	1.72	E(0°) E(C0)	59.9°	1192 72
1.0	3.44	E(0°) E(C0)	59.9°	238 18
1.5	5.15	E(0°) E(C0)	59.9°	138 8
2.0	6.87	E(0°) E(C0)	59.9°	72 6
2.5	8.59	E(0°) E(C0)	59.9°	46 4
3.0	10.31	E(0°) E(C0)	59.9°	32 3

Distance [m] Cone diameter [m] Illuminance [lx]
C0 - C180 (Half beam angle: 115.6°)

TECHNICAL DRAWINGS




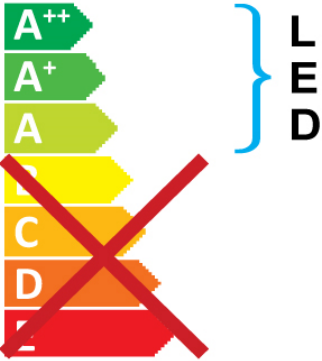
SylCircle

SYLCIRCLE 18W 1100LM


0043282


SYLVANIA 0043282

 This luminaire contains built in LED lamps.

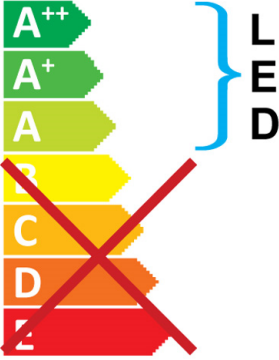



The lamps cannot be changed in the luminaire.

874/2012 

 This luminaire contains built in LED lamps.

The lamps cannot be changed in the luminaire.



SYLVANIA 0043282  874/2012