

# RS PRO P2 EM flat S

Emergency light - neutral white  
 EAN 4007841 069711  
 Article number 069711



36 years (Ø 4,5h / day)



indoor sensor



infrared sensor 360°



max. 8 m



2 - 2000 lux



networkable via cable



manual override 4h



Light source not exchangeable



Control gear not exchangeable



IP54

## Function description

Circular classic. Perfect shape. Perfect efficiency. The perfect switched indoor light. The emergency-light version of the RS PRO P2 flat S integrates harmoniously into corridors, hallways and stairwells. It combines timeless design and extremely easy installation with pioneering technology and unbeatable efficiency. High-precision 360° HF sensor for reliable detection (8 m reach). As many as ten lights can be interconnected by cable. Output: 15,4 W with 1700 lm, 4000 K.

## Technical specifications

Dimensions (Ø x H)	322 x 68 mm
With lamp	Yes, STEINEL LED system
With motion detector	Yes
Manufacturer's Warranty	5 years
Version	Emergency light - neutral white
PU1, EAN	4007841069711
Colour	white
Installation site	wall, ceiling
Installation	Ceiling
Impact resistance	IK03
IP-rating	IP54
Protection class	II
Ambient temperature	-10 – 30 °C
Housing material	Plastic
Cover material	Plastic, opal
Mains power supply	220 – 240 V / 50 – 60 Hz

Time setting	5 s – 15 Min.
Basic light level function	Yes
Basic light level function time	10/30 min, all night
Main light adjustable	No
Interconnection	Yes
Interconnection via	Cable
Lebensdauer LED nach IEC-62717 (L70)	100.000 h
Lebensdauer LED nach IEC-62717 (L80)	73.000 h
Lebensdauer LED nach IES TM-21 (L70)	>60.000 h
Lebensdauer LED nach IES TM-21 (L80)	>60.000 h
Absicherung B10 (ST)	54
Absicherung B16 (ST)	87
Absicherung C10 (ST)	90
Absicherung C16 (ST)	145
Fluorescent lamps, electronic ballast	400 W
Fluorescent lamps, uncorrected	400 VA

# RS PRO P2 EM flat S

Emergency light - neutral white  
 EAN 4007841 069711  
 Article number 069711



## Technical specifications

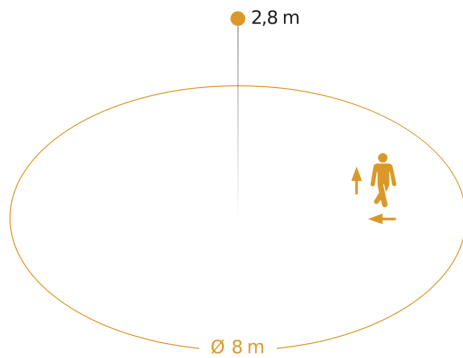
Mounting height max.	4,00 m
Electronic scalability	Yes
Mechanical scalability	No
Reach, radial	Ø 8 m (50 m <sup>2</sup> )
Reach, tangential	Ø 8 m (50 m <sup>2</sup> )
Luminous flux total product	1700 lm
Total product efficiency	110 lm/W
Colour temperature	4000 K
Lamp	LED cannot be replaced
Base	without
LED cooling system	Passive Thermo Control
Soft light start	Yes
Twilight setting	2 – 2000 lx

Fluorescent lamps, series-corrected	400 VA
Fluorescent lamps, parallel-corrected	400 VA
Switching output 1, low-voltage halogen lamps	800 VA
LED lamps < 2 W	16 W
LED lamps > 8 W	64 W
LED lamps > 2 W < 8 W	64 W
Capacitive load in µF	88 µF
Basic light level function in per cent	10 %
Output	15,4 W
Colour Rendering Index CRI	= 82
Luminous flux, emergency light	38 lm
Photobiological safety in accordance with EN 62471	RG1
Starting current, maximum	13 A

# RS PRO P2 EM flat S

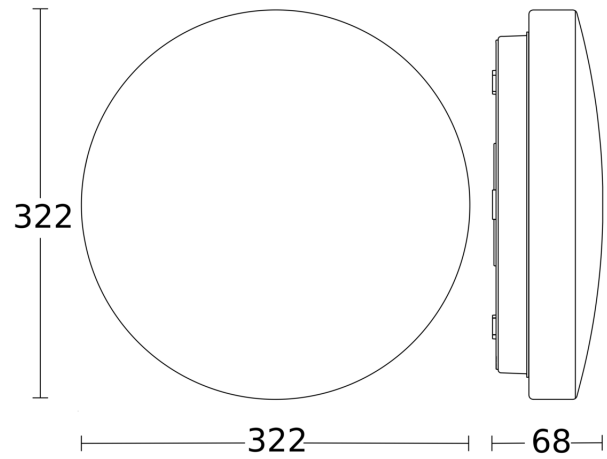
Emergency light - neutral white  
EAN 4007841 069711  
Article number 069711

## Detection Zone

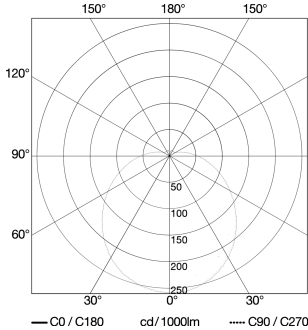


Mögliche Montagehöhe: 2,00 m – 4,00 m  
Orange: radial und tangential

## Dimension Drawing

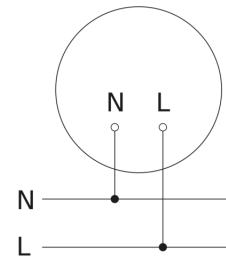


## Light Distribution Curve



Output	15,4 W
With lamp	Yes, STEINEL LED system
Lamp	LED cannot be replaced
Measured luminous flux (360°)	1700 lm
Colour temperature	4000 K
LED life expectancy (max. °C)	50000 h
LED cooling system	Passive Thermo Control

## Master circuit diagram

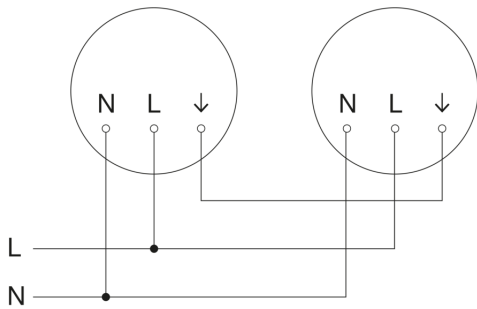


# RS PRO P2 EM flat S

Emergency light - neutral white  
EAN 4007841 069711  
Article number 069711



**Master/master interconnection circuit diagram**



**Master/slave interconnection circuit diagram**

