

Kinetic wireless doorbell

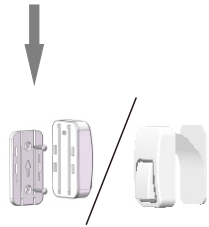


Transmitter



The transmitter and receiver have been paired in factory. When you press the transmitter, the receiver will receive the RF signals and ring.

Receiver

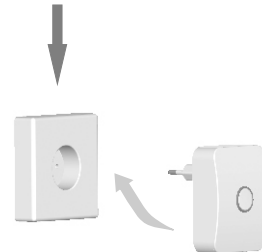


One min installation: Screws or adhesive pad.

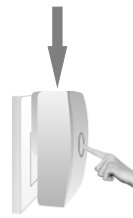
Note: Please run a test before mounting.



1. Waterproof.
2. RF frequency.
3. Battery-free.
4. Anti-UV.
5. Large working range.



Plug in the receiver.



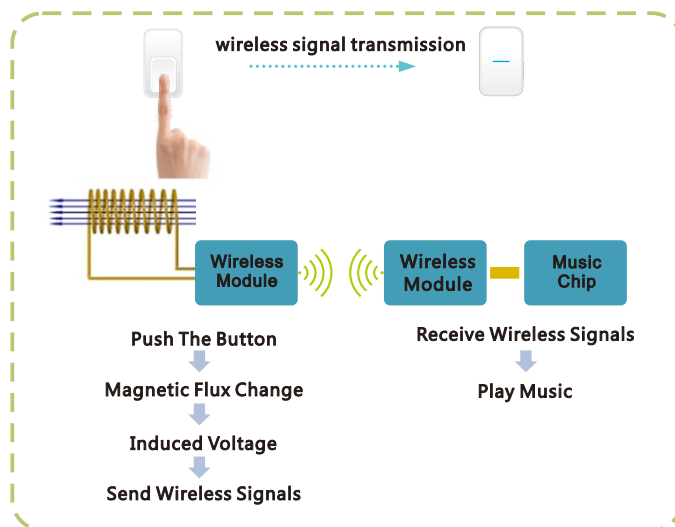
1. Short press the round button, the tune will change.
 2. Double click the round button, you can change the sound level.
 3. Long press the round button on the Chime for 5 seconds until the indicator light off to enter the Learn Mode. Press the Button twice in one minute, the Chime will ring to confirm that the Button has been paired to the Chime.
- Note: You can add additional transmitters or receivers by entering learn mode and pair them.

Maximum of 3 Buttons can be learnt to a single Chime. No limit to the number of Chimes.

Tech intro

Battery-free wireless doorbell requires no battery and no wire. It uses the unique energy harvesting technology and ultra-low-power wireless technology with worldwide patents pending.

When users press the button, energy converting module inside will change the mechanical energy into electric energy. Then the wireless module of the button sends the signals to receiver. The receiver receives the signals and plays music.



Application Range

Hotels&Resort\Office\Apartment\House\Villa\Hospital\Clinic\Tour\Beeper for the Old