

Future Proof

multi-refrigerant condensing units, ready for the green transition



A2L

Ultra-low GWP ready by Danfoss

cr.danfoss.com

EcoDesign

Optyma™
by Danfoss

ENGINEERING
TOMORROW



Danfoss Optyma™ ultra-low GWP condensing units

Optimized cooling for the future—today


Sustainability, compliance, and high-performance cooling quality are the foundations of the Danfoss Optyma™ multi-refrigerant condensing units. The A2L-ready designs enable a seamless transition to ultra-low GWP refrigerants—at your own pace—while delivering the cost-saving energy efficiency, easy installation and maintenance, and increased safety of perishables, the units are known for.

Discover our extensive range of multi-refrigerant condensing units and start the green transition with ease today.

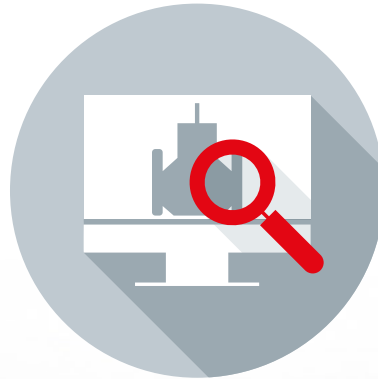
> **START HERE**

Index

Navigate through this e-brochure by
clicking on the different tabs and menu icons.



Danfoss Optyma™
**multi-refrigerant
condensing units**



Applications and
Designation



**A2L-ready
components**

Embrace the green transition at your own pace with the Danfoss Optyma™ range of multi-refrigerant condensing units

The Optyma™ **Slim Pack** and Optyma™ **Plus** multi-refrigerant condensing units feature a new future-proof design compatible with both A1 and A2L refrigerants in a single unit – ready for the green transition when you are.



Familiar

The same serviceable concept you know



Safety to the core

- Designed to run safely with A2Ls
- Ignition-proof-tested in independent laboratory
- Concentration risk-free



Future-proof without complexity

1 new code, multiple A1 or A2L refrigerants in a single unit




Optimized cooling for the future

High efficiency

Low energy consumption

Reduced indirect emissions

Economically viable



Portfolio overview




New multi-refrigerant models will be released throughout the year.

Sign up to our newsletter to receive the information directly in your mailbox.

Scan the QR code to sign up.



Optyma™ Slim Pack (W05)



- For cost-cautious installations
- Simple, efficient, and quiet operation
- Slim design to fit narrow spaces
- Lightweight design for easy handling and installation



Availability timeline

December: 0.6 – 11.1 kW MBP / 0.3 – 1.5 kW LBP

Optyma™ Slim Pack (W09)



- Compact and cost-effective
- Fast and safe installation
- Easy maintenance
- Efficient and low sound level



Availability timeline

December: 0.6 – 11.1 kW MBP / 0.3 – 1.5 kW LBP

Optyma™ Plus (P00)



- Top performer
- Connectivity to the cloud
- High efficiency
- Quiet operation



Availability timeline

December: 0.7 – 11.1 kW MBP / 0.3 – 3.5 kW LBP
 2022: up to 16 kW MBP and to 6 kW LBP

Feature overview

	Optyma™ Slim Pack		Optyma™ Plus
	W05	W09	P00
IP level	IP54		IP54
Compressor technology	Scroll/Reciprocating		Scroll/Reciprocating
Sealed and pre-wired E-panel	yes		yes
Microchannel condenser	yes		yes
Fan speed controller	-	yes	yes
Main switch (circuit breaker)	-	yes	yes
Filter drier (flare connections)	yes		yes
Sight glass	yes		yes
Crankcase heater	yes		yes
HP/LP adjustable pressostat (flare connections)	Mechanical		Electronic
Ventilation fan-timer	yes		yes
Louvers and holes	yes		yes
Fail-safe mini-pressostat	-		Mechanical
Access door(s)	-		yes
Acoustic insulation	-		yes
Condensing unit electronic controller	-		yes
Network connectivity	-		yes
Stack mounting	-		yes
Housing net weight in kg	B1: from 51 to 53 B2: from 53 to 70 B3: from 76 to 79		H1: from 49 to 55 H2: from 67 to 89 H3: from 101 to 136 H4: 169
Housing dimensions in mm (height x width x depth)	B1: 530 x 910 x 364 B2: 690 x 1079 x 464 B3: 825 x 1105 x 464		H1: 650 x 941 x 406 H2: 813 x 1090 x 480 H3: 965 x 1441 x 531 H4: 966 x 1835 x 650

Min / Max Cooling capacity range [kW]

	Optyma™ Slim Pack	Optyma™ Plus
Medium temperature (MBP)		
R454C	0.7 - 10.2	0.7 - 10.2
R455A	0.8 - 11.1	0.8 - 11.1
R1234yf	0.6 - 1.4	1.2 - 1.4
Low temperature (LBP)		
R454C	0.3 - 1.2	0.3 - 3.4
R455A	0.4 - 1.5	0.4 - 3.5

Rating conditions EN 13215 (mid point):

MBP: Ambient temp = 32°C; Evap temp = -10°C; Superheat = 10K; Subcooling = 0K

LBP: Ambient temp = 32°C; Evap temp = -35°C; Superheat = 10K; Subcooling = 0K

Optyma™ Slim Pack

For cost-cautious installations, the Optyma™ Slim Pack multi-refrigerant condensing units are energy-efficient, compact solutions delivering reliable performance and future-proof adaptability.



	Standard ranges (A1 refrigerants)		Multi-refrigerant ranges (A1/A2L)	
	W05	W09	W05	W09
 <p>Transition to A2L safely and without complexity:</p> <ul style="list-style-type: none"> — A1/A2L compressor — Sealed electrical box — Electrical components and flare connections approved for A2Ls — Fan-timer for ventilation before compressor starts — Louvers and holes for compressor-compartment ventilation 			✓	✓
 <p>Faster installation, safer maintenance, and smoother operation:</p> <ul style="list-style-type: none"> — Fan-speed controller — Main switch 		✓		✓
 <p>Safe operation and reliability:</p> <ul style="list-style-type: none"> — All necessary components are inside: drier, sight glass, dual-KP pressure control, and crankcase heater 	✓	✓	✓	✓
 <p>Designed for quick installation and service:</p> <ul style="list-style-type: none"> — Schrader valve, flare connections, and receiver with shut-off valve — Easy-to-clean and corrosion-resistant microchannel condenser — Accessible fan, condenser, and service ports 	✓	✓	✓	✓

Scan the QR code to view the product in augmented reality:



Watch the animation on YouTube:



Optyma™ Slim Pack (W05) – Multi-refrigerant models

R454C MBP

Model	Phases	Code no.	Refrigerant	Cooling capacity in [kW] at evaporating temp. -10°C	Rated COP/ SEPR	Housing*
OP-MSTM008	1	114X7226	A1/A2L	0.79	2.06	B1
OP-MSTM009	1	114X7229	A1/A2L	0.86	1.98	B1
OP-MSTM012	1	114X7230	A1/A2L	1.16	1.79	B1
OP-MSTM014	1	114X7231	A1/A2L	1.20	1.69	B1
OP-MSTM018	1	114X7232	A1/A2L	1.31	1.64	B1
OP-MSTM022	1	114X7233	A1/A2L	1.86	1.93	B2
OP-MSTM026	1	114X7234	A1/A2L	2.23	2.13	B2
	3	114X7235	A1/A2L	2.24	2.18	B2
OP-MSTM034	1	114X7237	A1/A2L	2.46	1.66	B2
	3	114X7236	A1/A2L	2.48	1.70	B2
OP-MSIM034	1	114X7267	A1/A2L	3.46	2.42	B2
	3	114X7266	A1/A2L	3.40	2.51	B2
OP-MSIM044	1	114X7269	A1/A2L	4.20	2.29	B2
	3	114X7268	A1/A2L	4.31	2.43	B2
OP-MSIM046	1	114X7271	A1/A2L	4.40	2.29	B2
	3	114X7270	A1/A2L	4.47	2.41	B2
OP-MSIM057	1	114X7273	A1/A2L	5.23	3.72	B2
	3	114X7272	A1/A2L	5.23	3.45	B2
OP-MSIM068	1	114X7312	A1/A2L	6.74	3.82	B3
	3	114X7311	A1/A2L	6.83	4.26	B3
OP-MSIM080	1	114X7314	A1/A2L	7.60	3.50	B3
	3	114X7313	A1/A2L	7.89	4.23	B3
OP-MSIM099	3	114X7315	A1/A2L	9.34	3.86	B3
OP-MSIM108	3	114X7316	A1/A2L	9.97	3.78	B3

R455A MBP

Model	Phases	Code no.	Refrigerant	Cooling capacity in [kW] at evaporating temp. -10°C	Rated COP/ SEPR	Housing*
OP-MSTM008	1	114X7226	A1/A2L	0.87	2.20	B1
OP-MSTM009	1	114X7229	A1/A2L	1.03	2.11	B1
OP-MSTM012	1	114X7230	A1/A2L	1.26	1.90	B1
OP-MSTM014	1	114X7231	A1/A2L	1.33	1.82	B1
OP-MSTM018	1	114X7232	A1/A2L	1.49	1.71	B1
OP-MSTM022	1	114X7233	A1/A2L	2.04	2.02	B2
OP-MSTM026	1	114X7234	A1/A2L	2.45	1.91	B2
	3	114X7235	A1/A2L	2.48	1.87	B2
OP-MSTM034	1	114X7237	A1/A2L	2.90	1.78	B2
	3	114X7236	A1/A2L	2.93	1.74	B2
OP-MSIM034	1	114X7267	A1/A2L	3.79	2.50	B2
	3	114X7266	A1/A2L	3.81	2.59	B2
OP-MSIM044	1	114X7269	A1/A2L	4.67	2.26	B2
	3	114X7268	A1/A2L	4.77	2.43	B2
OP-MSIM046	1	114X7271	A1/A2L	4.86	2.24	B2
	3	114X7270	A1/A2L	4.92	2.40	B2
OP-MSIM057	1	114X7273	A1/A2L	5.79	3.67	B2
	3	114X7272	A1/A2L	5.81	3.86	B2
OP-MSIM068	1	114X7312	A1/A2L	7.68	4.11	B3
	3	114X7311	A1/A2L	7.60	4.28	B3
OP-MSIM080	1	114X7314	A1/A2L	8.57	3.72	B3
	3	114X7313	A1/A2L	8.73	4.16	B3
OP-MSIM099	3	114X7315	A1/A2L	10.35	3.86	B3
OP-MSIM108	3	114X7316	A1/A2L	11.06	3.74	B3

R1234yf MBP

Model	Phases	Code no.	Refrigerant	Cooling capacity in [kW] at evaporating temp. -10°C	Rated COP	Housing*
MSSM012	1	114X7238	A1/A2L	0.66	1.76	B1
MSSM015	1	114X7239	A1/A2L	0.74	1.68	B1
MSSM018	1	114X7240	A1/A2L	0.88	1.65	B1
MSSM021	1	114X7241	A1/A2L	1.05	1.77	B1
MSSM026	1	114X7248	A1/A2L	1.28	1.94	B2
MSSM030	1	114X7249	A1/A2L	1.47	1.83	B2

Conditions EN 13215 (mid point): +32°C ambient temp., superheat 10K, subcooling 0K
 Rated COP/ SEPR (SEPR for higher cooling cap. than 5kW) at EcoDesign rating
 conditions: +32°C ambient, subcooling 0 K, RGT20°C
 * Dimensions and weight page 5



For regular updates and detailed capacities, please refer to Coolselector®2 software coolselector.danfoss.com



Get the information and tools you need, access and order spare parts with [Ref Tools](#)

Optyma™ Slim Pack (W05) – Multi-refrigerant models

R454C LBP

Model	Phases	Code no.	Refrigerant	Cooling capacity in [kW] at evaporating temp. -35°C	Rated COP	Housing*
OP-LSVM014	1	114X7263	A1/A2L	0.34	0.88	B1
OP-LSVM016	1	114X7242	A1/A2L	0.35	0.87	B1
OP-LSVM026	1	114X7227	A1/A2L	0.52	0.87	B2
OP-LSVM034	1	114X7228	A1/A2L	0.82	0.96	B2
OP-LSVM048	1	114X7244	A1/A2L	0.80	0.91	B2
	3	114X7245	A1/A2L	0.76	0.89	B2
OP-LSVM068	3	114X7247	A1/A2L	1.20	0.88	B2

R455A LBP

Model	Phases	Code no.	Refrigerant	Cooling capacity in [kW] at evaporating temp. -35°C	Rated COP	Housing*
OP-LSVM014	1	114X7263	A1/A2L	0.39	0.90	B1
OP-LSVM016	1	114X7242	A1/A2L	0.44	0.93	B1
OP-LSVM026	1	114X7227	A1/A2L	0.60	0.95	B2
OP-LSVM034	1	114X7228	A1/A2L	0.93	1.00	B2
OP-LSVM048	1	114X7244	A1/A2L	0.89	0.91	B2
	3	114X7245	A1/A2L	0.93	0.97	B2
OP-LSVM068	3	114X7247	A1/A2L	1.50	0.99	B2

Conditions EN 13215 (mid point): +32°C ambient temp., superheat 10K, subcooling 0K
 Rated COP at EcoDesign rating conditions: +32°C ambient, subcooling 0 K, RGT20°C
 *Dimensions and weight page 5



For regular updates and detailed capacities, please refer to Coolselector®2 software coolselector.danfoss.com



Get the information and tools you need, access and order spare parts with [Ref Tools](#)

Optyma™ Slim Pack (W09) – Multi-refrigerant models

R454C MBP

Model	Phases	Code no.	Refrigerant	Cooling capacity in [kW] at evaporating temp. -10°C	Rated COP/ SEPR	Housing*
OP-MSTM008	1	114X7286	A1/A2L	0.79	1.96	B1
OP-MSTM009	1	114X7287	A1/A2L	0.86	1.89	B1
OP-MSTM012	1	114X7288	A1/A2L	1.15	1.73	B1
OP-MSTM014	1	114X7289	A1/A2L	1.20	1.63	B1
OP-MSTM018	1	114X7290	A1/A2L	1.32	1.57	B2
OP-MSTM022	1	114X7299	A1/A2L	1.81	1.82	B2
OP-MSTM026	1	114X7300	A1/A2L	2.22	1.69	B2
	3	114X7301	A1/A2L	2.20	1.73	B2
OP-MSTM034	1	114X7302	A1/A2L	2.44	1.62	B2
	3	114X7303	A1/A2L	2.46	1.59	B2
OP-MSIM034	1	114X7275	A1/A2L	3.46	2.42	B2
	3	114X7274	A1/A2L	3.40	2.51	B2
OP-MSIM044	1	114X7277	A1/A2L	4.20	2.29	B2
	3	114X7276	A1/A2L	4.31	2.43	B2
OP-MSIM046	1	114X7279	A1/A2L	4.40	2.29	B2
	3	114X7278	A1/A2L	4.47	2.41	B2
OP-MSIM057	1	114X7281	A1/A2L	5.23	3.72	B2
	3	114X7280	A1/A2L	5.23	3.45	B2
OP-MSIM068	1	114X7318	A1/A2L	6.74	3.82	B3
	3	114X7317	A1/A2L	6.83	4.26	B3
OP-MSIM080	1	114X7320	A1/A2L	7.60	3.50	B3
	3	114X7319	A1/A2L	7.89	4.23	B3
OP-MSIM099	3	114X7321	A1/A2L	9.34	3.86	B3
OP-MSIM108	3	114X7322	A1/A2L	9.97	3.78	B3

R455A MBP

Model	Phases	Code no.	Refrigerant	Cooling capacity in [kW] at evaporating temp. -10°C	Rated COP/ SEPR	Housing*
OP-MSTM008	1	114X7286	A1/A2L	0.87	2.00	B1
OP-MSTM009	1	114X7287	A1/A2L	1.03	1.93	B1
OP-MSTM012	1	114X7288	A1/A2L	1.26	1.75	B1
OP-MSTM014	1	114X7289	A1/A2L	1.33	1.69	B1
OP-MSTM018	1	114X7290	A1/A2L	1.49	1.60	B2
OP-MSTM022	1	114X7299	A1/A2L	2.03	1.85	B2
OP-MSTM026	1	114X7300	A1/A2L	2.45	1.73	B2
	3	114X7301	A1/A2L	2.47	1.77	B2
OP-MSTM034	1	114X7302	A1/A2L	2.90	1.70	B2
	3	114X7303	A1/A2L	2.95	1.67	B2
OP-MSIM034	1	114X7275	A1/A2L	3.79	2.50	B2
	3	114X7274	A1/A2L	3.81	2.59	B2
OP-MSIM044	1	114X7277	A1/A2L	4.67	2.26	B2
	3	114X7276	A1/A2L	4.77	2.43	B2
OP-MSIM046	1	114X7279	A1/A2L	4.86	2.24	B2
	3	114X7278	A1/A2L	4.92	2.40	B2
OP-MSIM057	1	114X7281	A1/A2L	5.79	3.67	B2
	3	114X7280	A1/A2L	5.81	3.86	B2
OP-MSIM068	1	114X7318	A1/A2L	7.68	4.11	B3
	3	114X7317	A1/A2L	7.60	4.28	B3
OP-MSIM080	1	114X7320	A1/A2L	8.57	3.72	B3
	3	114X7319	A1/A2L	8.73	4.16	B3
OP-MSIM099	3	114X7321	A1/A2L	10.35	3.86	B3
OP-MSIM108	3	114X7322	A1/A2L	11.06	3.74	B3

R1234yf MBP

Model	Phases	Code no.	Refrigerant	Cooling capacity in [kW] at evaporating temp. -10°C	Rated COP	Housing*
OP-MSSM012	1	114X7291	A1/A2L	0.66	1.76	B1
OP-MSSM015	1	114X7292	A1/A2L	0.74	1.68	B1
OP-MSSM018	1	114X7293	A1/A2L	0.88	1.65	B1
OP-MSSM021	1	114X7294	A1/A2L	1.05	1.77	B2
OP-MSSM026	1	114X7304	A1/A2L	1.28	1.94	B2
OP-MSSM030	1	114X7305	A1/A2L	1.47	1.83	B2

Conditions EN 13215 (mid point): +32°C ambient temp., superheat 10K, subcooling 0K
 Rated COP/ SEPR (SEPR for higher cooling cap. than 5kW) at EcoDesign rating
 conditions: +32°C ambient, subcooling 0 K, RGT20°C
 * Dimensions and weight page 5



For regular updates and detailed capacities, please refer to Coolselector®2 software [coolselector.danfoss.com](https://www.coolselector.danfoss.com)



Get the information and tools you need, access and order spare parts with [Ref Tools](#)

Optyma™ Slim Pack (W09) – Multi-refrigerant models

R454C LBP

Model	Phases	Code no.	Refrigerant	Cooling capacity in [kW] at evaporating temp. -35°C	Rated COP	Housing*
OP-LSVM014	1	114X7295	A1/A2L	0.34	0.88	B1
OP-LSVM016	1	114X7296	A1/A2L	0.35	0.87	B1
OP-LSVM026	1	114X7297	A1/A2L	0.51	0.87	B1
OP-LSVM034	1	114X7298	A1/A2L	0.82	1.00	B2
OP-LSVM048	1	114X7282	A1/A2L	0.80	0.91	B2
	3	114X7283	A1/A2L	0.76	0.89	B2
OP-LSVM068	3	114X7285	A1/A2L	1.20	0.88	B2

R455A LBP

Model	Phases	Code no.	Refrigerant	Cooling capacity in [kW] at evaporating temp. -35°C	Rated COP	Housing*
OP-LSVM014	1	114X7295	A1/A2L	0.39	0.90	B1
OP-LSVM016	1	114X7296	A1/A2L	0.44	0.93	B1
OP-LSVM026	1	114X7297	A1/A2L	0.60	0.95	B1
OP-LSVM034	1	114X7298	A1/A2L	0.93	1.00	B2
OP-LSVM048	1	114X7282	A1/A2L	0.89	0.91	B2
	3	114X7283	A1/A2L	0.93	0.97	B2
OP-LSVM068	3	114X7285	A1/A2L	1.50	0.99	B2

Conditions EN 13215 (mid point): +32°C ambient temp., superheat 10K, subcooling 0K
 Rated COP at EcoDesign rating conditions: +32°C ambient, subcooling 0 K, RGT20°C
 *Dimensions and weight page 5



For regular updates and detailed capacities, please refer to Coolselector®2 software coolselector.danfoss.com














Get the information and tools you need, access and order spare parts with [Ref Tools](#)

Optyma™ Plus

For connected installations, the Optyma™ Plus multi-refrigerant condensing units offer future-proof efficiency, smart technology, and top-shelf performance.



	Standard range (A1 refrigerants)	Multi-refrigerant range (A1/A2L)
--	----------------------------------	----------------------------------

 <p>Transition to A2L safely and without complexity:</p> <ul style="list-style-type: none"> — A1/A2L compressor — Up to 2 stackable units — Preprogrammed controller with A2Ls — Sealed electrical box — Electrical components and flare connections approved for A2Ls — Fan-timer for ventilation before compressor starts — Louvers and holes for compressor-compartment ventilation 		
 <p>Cut operational costs:</p> <ul style="list-style-type: none"> — High efficiency cutting energy costs — Connectivity to the cloud for operational efficiency 		
 <p>Reduce downtime:</p> <ul style="list-style-type: none"> — Double-door design allows accessible, quick, and easy maintenance — Microchannel condenser is fast and easy to clean — Preset controller for fast commissioning — Freezer LBP Scroll versions, equipped with electronic liquid injection 		
 <p>Cut installation and service costs:</p> <ul style="list-style-type: none"> — Compact design and stackable units save installation time — Preset parameters speed up start time, reduce mistakes, and save time and money on repairs. 		

Scan the QR code to view the product in augmented reality:



Watch the animation on YouTube:





Optyma™ Plus – Multi-refrigerant models

R454C MBP

Model	Phases	Code no.	Refrigerant	Cooling capacity in [kW] at evaporating temp. -10°C	Rated COP/ SEPR	Housing*
OP-MPTM008	1	114X4107	A1/A2L	0.79	2.10	H1
OP-MPTM009	1	114X4111	A1/A2L	0.86	2.02	H1
OP-MPTM012	1	114X4113	A1/A2L	1.15	1.81	H1
OP-MPTM014	1	114X4114	A1/A2L	1.20	1.70	H1
OP-MPTM018	1	114X4115	A1/A2L	1.32	1.65	H1
OP-MPTM022	1	114X4237	A1/A2L	1.81	1.93	H2
OP-MPTM026	1	114X4238	A1/A2L	2.20	1.82	H2
	3	114X4239	A1/A2L	2.22	1.78	H2
OP-MPTM034	1	114X4241	A1/A2L	2.44	1.67	H2
	3	114X4242	A1/A2L	2.46	1.63	H2
OP-MPIM034	1	114X4205	A1/A2L	3.46	2.42	H2
	3	114X4204	A1/A2L	3.40	2.51	H2
OP-MPIM046	1	114X4207	A1/A2L	4.40	2.29	H2
	3	114X4206	A1/A2L	4.47	2.41	H2
OP-MPIM057	1	114X4209	A1/A2L	5.23	3.64	H2
	3	114X4208	A1/A2L	5.23	3.92	H2
OP-MPIM068	1	114X7311	A1/A2L	6.74	3.82	H3
	3	114X4307	A1/A2L	6.83	4.26	H3
OP-MPIM080	1	114X4312	A1/A2L	7.60	3.50	H3
	3	114X4309	A1/A2L	7.89	4.23	H3
OP-MPIM108	3	114X4314	A1/A2L	9.97	3.78	H3
OP-MPIM125**	3	114X4409	A1/A2L	12.04	3.92	H4
OP-MPIM162**	3	114X4410	A1/A2L	14.63	3.45	H4

R455A MBP

Model	Phases	Code no.	Refrigerant	Cooling capacity in [kW] at evaporating temp. -10°C	Rated COP/ SEPR	Housing*
OP-MPTM008	1	114X4107	A1/A2L	0.87	2.20	H1
OP-MPTM009	1	114X4111	A1/A2L	1.03	2.11	H1
OP-MPTM012	1	114X4113	A1/A2L	1.26	1.90	H1
OP-MPTM014	1	114X4114	A1/A2L	1.33	1.82	H1
OP-MPTM018	1	114X4115	A1/A2L	1.49	1.71	H1
OP-MPTM022	1	114X4237	A1/A2L	2.04	2.02	H2
OP-MPTM026	1	114X4238	A1/A2L	2.45	1.91	H2
	3	114X4239	A1/A2L	2.48	1.87	H2
OP-MPTM034	1	114X4241	A1/A2L	2.90	1.78	H2
	3	114X4242	A1/A2L	2.93	1.74	H2
OP-MPIM034	1	114X4205	A1/A2L	3.79	2.50	H2
	3	114X4204	A1/A2L	3.81	2.59	H2
OP-MPIM046	1	114X4207	A1/A2L	4.86	2.24	H2
	3	114X4206	A1/A2L	4.92	2.40	H2
OP-MPIM057	1	114X4209	A1/A2L	5.79	3.67	H2
	3	114X4208	A1/A2L	5.81	3.86	H2
OP-MPIM068	1	114X7311	A1/A2L	7.68	4.11	H3
	3	114X4307	A1/A2L	7.60	4.28	H3
OP-MPIM080	1	114X4312	A1/A2L	8.57	3.72	H3
	3	114X4309	A1/A2L	8.73	4.16	H3
OP-MPIM108	3	114X4314	A1/A2L	11.06	3.74	H3
OP-MPIM125**	3	114X4409	A1/A2L	14.02	4.10	H4
OP-MPIM162**	3	114X4410	A1/A2L	16.26	3.46	H4

R1234yf MBP

Model	Phases	Code no.	Refrigerant	Cooling capacity in [kW] at evaporating temp. -10°C	Rated COP	Housing*
MPSM026	1	114X4243	A1/A2L	1.28	1.94	H2
MPSM030	1	114X4244	A1/A2L	1.47	1.83	H2

Conditions EN 13215 (mid point): +32°C ambient temp., superheat 10K, subcooling 0K
Rated COP/ SEPR (SEPR for higher cooling cap. than 5kW) at EcoDesign rating conditions:

+32°C ambient, subcooling 0 K, RGT20°C

* Dimensions and weight page 5

** Coming Q2 2022



For regular updates and detailed capacities, please refer to Coolselector®2 software coolselector.danfoss.com



Get the information and tools you need, access and order spare parts with **Ref Tools**

Optyma™ Plus – Multi-refrigerant models

R454C LBP

Model	Phases	Code no.	Refrigerant	Cooling capacity in [kW] at evaporating temp. -35°C	Rated COP/ SEPR	Housing*
OP-LPVM016	1	114X3110	A1/A2L	0.35	0.87	H1
OP-LPVM026	1	114X3201	A1/A2L	0.52	0.87	H2
OP-LPVM034	1	114X3202	A1/A2L	0.82	0.96	H2
OP-LPVM048	1	114X3204	A1/A2L	0.80	0.91	H2
	3	114X3205	A1/A2L	0.76	0.89	H2
OP-LPKM067	3	114X3304	A1/A2L	2.17	1.65	H3
OP-LPKM084	3	114X3305	A1/A2L	2.68	1.63	H3
OP-LPKM098	3	114X3306	A1/A2L	3.15	1.57	H3
OP-LPKM120**	3	114X3405	A1/A2L	3.98	1.55	H4
OP-LPKM168**	3	114X3406	A1/A2L	5.22	1.63	H4

R455A LBP

Model	Phases	Code no.	Refrigerant	Cooling capacity in [kW] at evaporating temp. -35°C	Rated COP/ SEPR	Housing*
OP-LPVM016	1	114X3110	A1/A2L	0.44	0.93	H1
OP-LPVM026	1	114X3201	A1/A2L	0.60	0.95	H2
OP-LPVM034	1	114X3202	A1/A2L	0.93	1.00	H2
OP-LPVM048	1	114X3204	A1/A2L	0.87	0.97	H2
	3	114X3205	A1/A2L	0.93	0.91	H2
OP-LPKM067	3	114X3304	A1/A2L	2.47	1.69	H3
OP-LPKM084	3	114X3305	A1/A2L	3.02	1.66	H3
OP-LPKM098	3	114X3306	A1/A2L	3.52	1.61	H3
OP-LPKM120**	3	114X3405	A1/A2L	4.57	1.66	H4
OP-LPKM168**	3	114X3406	A1/A2L	6.02	1.71	H4

Conditions EN 13215 (mid point): +32°C ambient temp., superheat 10K, subcooling 0K
 Rated COP/ SEPR (SEPR for higher cooling cap. than 2kW) at EcoDesign rating conditions:
 +32°C ambient, subcooling 0K, RGT20°C
 * Dimensions and weight page 5
 ** Coming Q2 2022



For regular updates and detailed capacities, please refer to Coolselector®2 software coolselector.danfoss.com



Get the information and tools you need, access and order spare parts with **Ref Tools**

Applications and **Designation**

MBP and LBP applications



- Cold rooms, display cabinets in convenience stores, mini-markets, restaurants, fresh-fish counters, butchers, bakeries, florists, laboratories
- Wine cellars
- Milk cooling
- Industrial processes
- Dairy and general food storage

Designation

OP - MSXM034 ML W05 G

1 2 3 4 5 6 7 8

OP = Optyma

1	Application: M = MBP ; L = LBP
2	Condensing unit family: S = Slim Pack / P = OP Plus
3	Refrigerant: B = R449A, R452A, R404A/R507 ; G = R134a, R513A; H = R404A/R507 ; I = R404A, R452A, R448A, R449A, R513A, R134a, R454C, R455A ; K = R404A, R448A, R449A, R454C, R455A ; O = R448A, R449A, R452A, R404A/R507 ; P = R448A, R449A, R407A/F, R404A/507 ; Q = R452A, R404A/R507 ; S = R1234yf, R134a, R513A ; T = R454C, R455A, R448A, R449A, R452A, R404A/507 ; V = R454C, R455A, R452A, R404A/507 ; X = R404A/R507, R134a, R513A, R407A/F, R448A, R449A, R452A ; Y = R404A/R507, R449A
4	M = Microchannel condenser
5	Displacement in cm ³ : Example 034 = 34 cm ³
6	Compressor platform: such as ML = high efficiency fix speed scroll MLZ
7	W05 : Optyma™ Slim Pack W09 : Optyma™ Slim Pack with fan-speed controller and main switch P00 : Optyma™ Plus P02 : Optyma™ Plus with liquid injection
8	Electrical code: G = 230V/1-phase compressor & fan E = 400V/3-phase compressor & 230V/1-phase fan

An overview of Danfoss A2L-ready products

Ready for the green transition with an **entire A2L portfolio**

Danfoss supports the green transition with a broad portfolio of A2L-compatible condensing units, compressors, and components. That means you can switch to ultra-low GWP refrigerants at your own pace – with ease and confidence.



**Tip: Make a fast selection
with the cold-room wizard
in Coolselector®2 software**



Ball valve




Pressure switch



Pressure-switch
cartridge




Indoor
condensing unit



Outdoor
condensing unit



Thermostatic
expansion valve



Solenoid valve



Sight glass



Filter drier



Fan-speed
controller



Heat
exchanger



Compressor



Electronic
controller



Thermostat

Ready to take the green route to compliance?

Danfoss is with you all the way.

Cooling professionals contribute to a sustainable future by installing highly efficient solutions and choosing ultra-low GWP refrigerants.

> Learn how Danfoss supports your journey to compliance




For more low-GWP options, discover our standard range of A1-compatible condensing units



Learn more about the EU regulations impacting condensing units – and how you can integrate efficient and compliant solutions into your application



Accelerate the refrigerant transition and turn down climate impact



The Danfoss Learning center offers courses, webinars, and materials designed to sharpen your knowledge and skills in refrigeration and air conditioning

Any information, including, but not limited to information on selection of product, its application or use, product design, weight, dimensions, capacity or any other technical data in product manuals, catalogues descriptions, advertisements, etc. and whether made available in writing, orally, electronically, online or via download, shall be considered informative, and is only binding if and to the extent, explicit reference is made in a quotation or order confirmation. Danfoss cannot accept any responsibility for possible errors in catalogues, brochures, videos and other material. Danfoss reserves the right to alter its products without notice. This also applies to products ordered but not delivered provided that such alterations can be made without changes to form, fit or function of the product. All trademarks in this material are property of Danfoss A/S or Danfoss group companies. Danfoss and the Danfoss logo are trademarks of Danfoss A/S. All rights reserved.