



GLASS
Anti-reflective coating, low iron content, high solar transmittance,



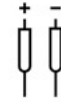

CELLS
High efficiency, top quality, cell thickness $200\pm 20\mu\text{m}$



BUSBAR
Finnish quality, over 80% copper content, softer material to reduce cell breakage



FRAME
Finnish quality. Min. 40mm aluminium frames with $15\mu\text{m}$ anodized film, assembled with 2-component glue



CONNECTORS
Standard MC4-connectors, Class II, IP 67



BACKSHEET
Safe and reliable 3-layer sheet, 1000 and 1500V electric insulation



ENCAPSULANT
Designed to optimize module durability & performance, PID resistant



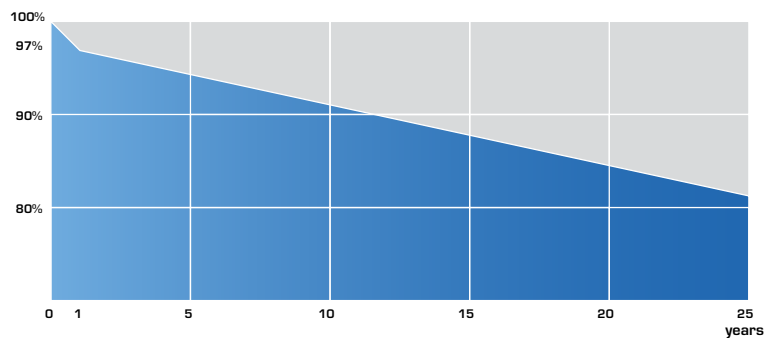
JUNCTION BOX
3 diodes, snap-on cover, Class II, 1000 and 1500V electric insulation, IP 67

The pictures are referential

LINEAR WARRANTY

To ensure the quality of SALO® - Solar Panels, we give all our modules a linear warranty as follows:

- No more than 3% peak power degradation in the 1st. year
- No more than 0,72% peak power degradation per year in upcoming 24 years
- Minimum of 80% power output after 25 years
- Free from defects of materials and workmanship for 15 years



SALO® - Solar Panel is a registered trademark of Salo Tech Ltd. SALO® - Solar Panels have been manufactured under the controls established by a Bureau Veritas Certification approved management system that conforms with ISO 9001, 14001, 45001.

Salo Tech Ltd.

VAT: FI26439302

Salorankatu 5-7

24240 Salo

FINLAND

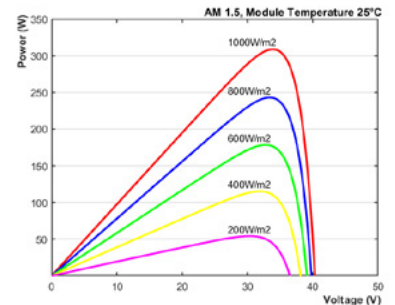
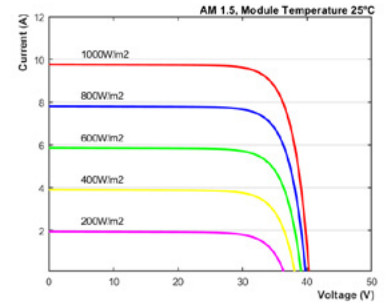
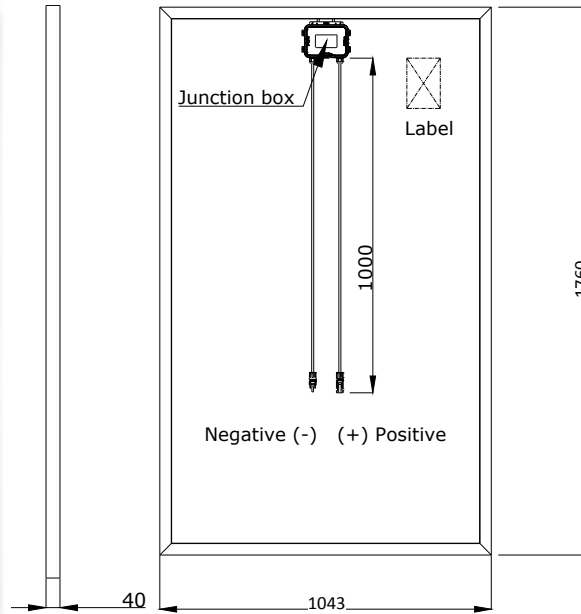

info@solarfinland.fi

+358 2 737 5777

www.solarfinland.fi



SALO® 365W-375W MONO



The pictures are referential

MECHANICAL CHARACTERISTICS

Length (mm)	1760
Width (mm)	1043
Depth (mm)	40
Weight (kg)	21,8
Cable Cross Section Size (mm ²)	4
No. of Cells and Connections	60 (6 x 10)
No. of Diodes	3
No. of Busbars	5

PACKAGING CONFIGURATION

Unit	20'GP	40'GP	40'HC
Pieces / Pallet	25	25	25
Pallets / Container	6	14	28
Pieces / Container	150	350	700

Pallet	Dimensions	Weight (Gross)	QTY
SMALL	170 x 115 x 117 cm	492 kg	25 pc

SPECIFICATIONS

	365-M	370-M	375-M
Rated Max Power at STC (W)	365	370	375
Max Power Voltage/Vmp (V)	34,58	34,87	35,14
Max Power Current/Imp (A)	10,559	10,615	10,674
Open Circuit Voltage/Voc (V)	40,76	41,01	41,21
Short Circuit Current/Isc (A)	11,121	11,158	11,201
Module Efficiency (%)	19,88	20,16	20,43
Max. Systems Voltage	1000VDC		
Temperature Cycling Range	-40°C~85°C		
Max Series Fuse	15 A		
Max Wind Load/Max Snow Load	2400Pa/5400Pa		
Damp Heat Test	85°C and 85% relative humidity for 1000h		
Hot Spot Free	100% EL inspection before and after lamination		
Temperature Coefficient of PM	- 0,36 % / °C		
Temperature Coefficient of Voc	- 0,36 % / °C		
Temperature Coefficient of Isc	+ 0,06 % / °C		
Nominal Operating Cell Temperature	45°C ± 3°C		
Output Tolerance	0~5W		