







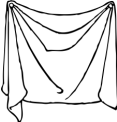

## Asennusohje Installation guide

### Pienjännitekaapelijatkokset Low voltage cable joints

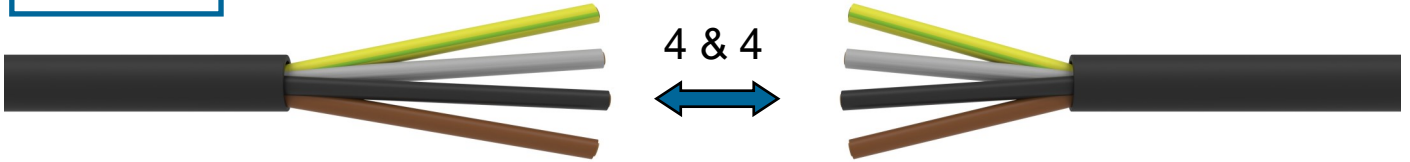


# Tuotesisältö

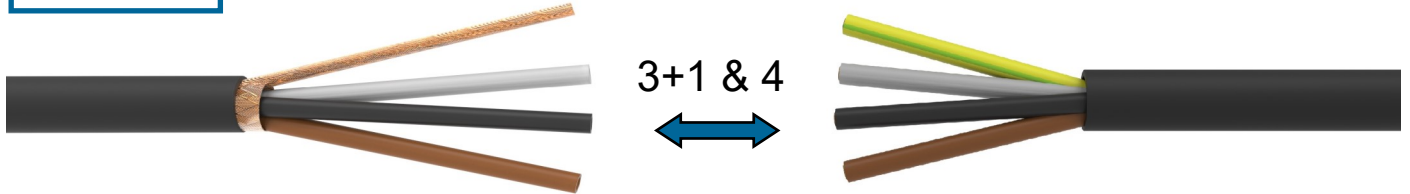
## Product content


								
VB04-0020 6-25 mm <sup>2</sup>	1x D55//L450	4x D16/L110	4 x VB04-0015	-	-	1x TB01-0042	1x TB01-0043	1x OE04-0611
VB04-0021 16-50 mm <sup>2</sup>	1x D65/L550	4x D22/L142	-	4x VB04-0016	-	1x TB01-0042	1x TB01-0043	1x OE04-0611
VB04-0029 16-50 mm <sup>2</sup>	1x D65/L550	4x D22/L142	-	-	4x VB04-0027	1x TB01-0042	1x TB01-0043	1x OE04-0611
VB04-0022 16-50 (+6-25) mm <sup>2</sup>	1x D65/L550	3x D22/L142 + 1x D16/L110	1x VB04-0015	3x VB04-0016	-	1x TB01-0042	1x TB01-0043	1x OE04-0611
VB04-0023 70-95 mm <sup>2</sup>	1x D95/L850	4x D33/L166	-	4x VB04-0017	-	1x TB01-0042	1x TB01-0043	1x OE04-0611
VB04-0030 70-95 mm <sup>2</sup>	1x D95/L850	4x D33/L166	-	-	4x VB04-0028	1x TB01-0042	1x TB01-0043	1x OE04-0611
VB04-0024 70-95 (+6-25) mm <sup>2</sup>	1x D95/L850	3x D33/L166 + 1x D16/L110	1x VB04-0015	3x VB04-0017	-	1x TB01-0042	1x TB01-0043	1x OE04-0611
VB04-0025 120-185 mm <sup>2</sup>	1x D115/L850	4x D40/L220	-	4x VB04-0018	-	1x TB01-0042	1x TB01-0043	1x OE04-0611
VB04-0026 240-300 mm <sup>2</sup>	1x D130/L950	4x D55/L250	-	4x VB04-0019	-	1x TB01-0042	1x TB01-0043	1x OE04-0611

 1-2.A

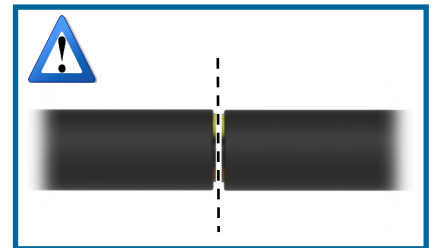


 1-2.B

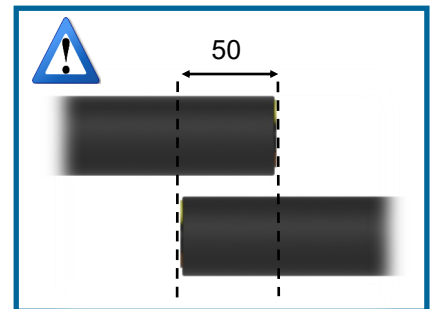


	Un	L1 (mm)	L2 (mm)
Al/Cu 6-25 mm <sup>2</sup>	≤1 kV	175	75
Al 16-50 mm <sup>2</sup>	≤1 kV	250	150
Al 70-95 mm <sup>2</sup>	≤1 kV	350	250
Al 120-185 mm <sup>2</sup>	≤1 kV	400	275
Al 240-300 mm <sup>2</sup>	≤1 kV	425	325

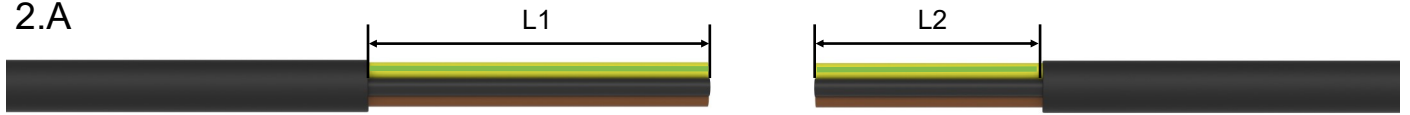
1.A




1.B



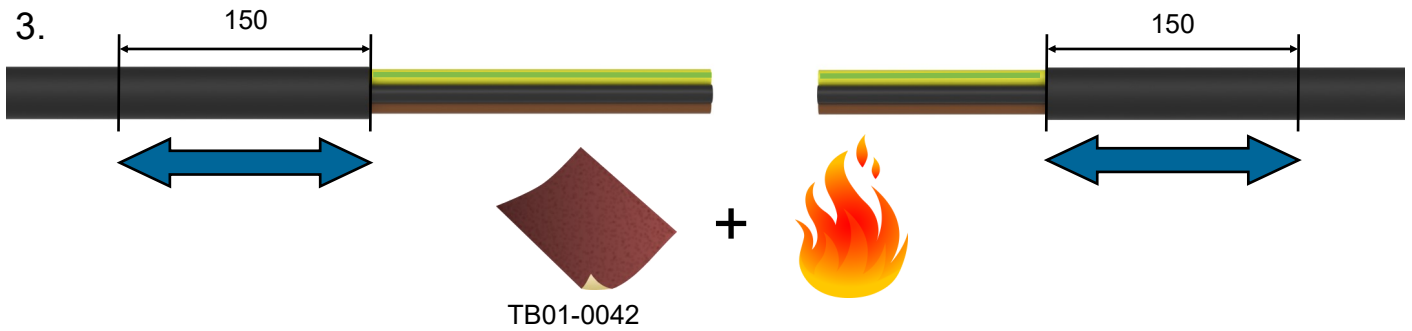
2.A



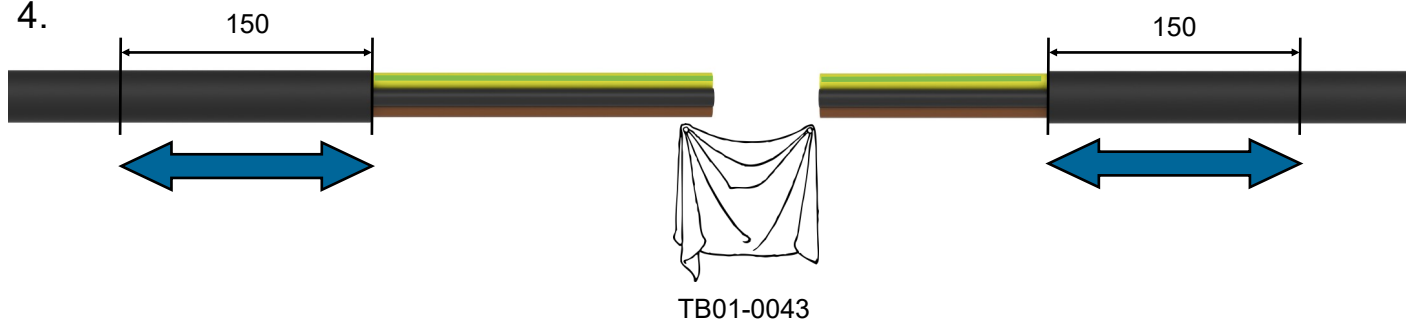
2.B

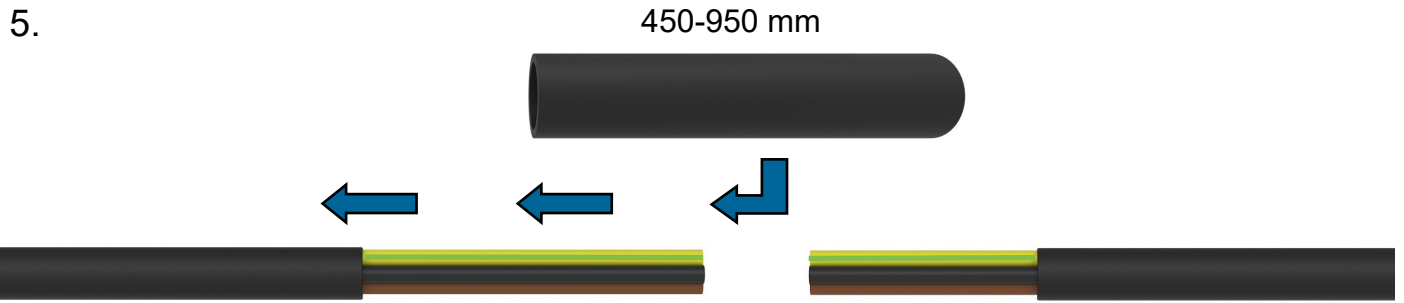


3.


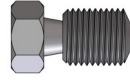



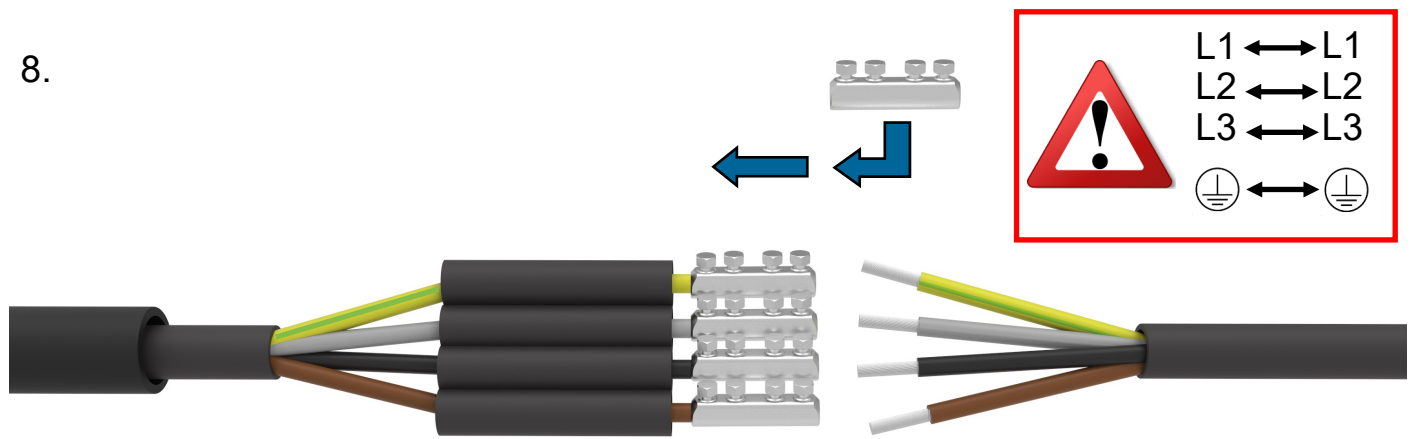
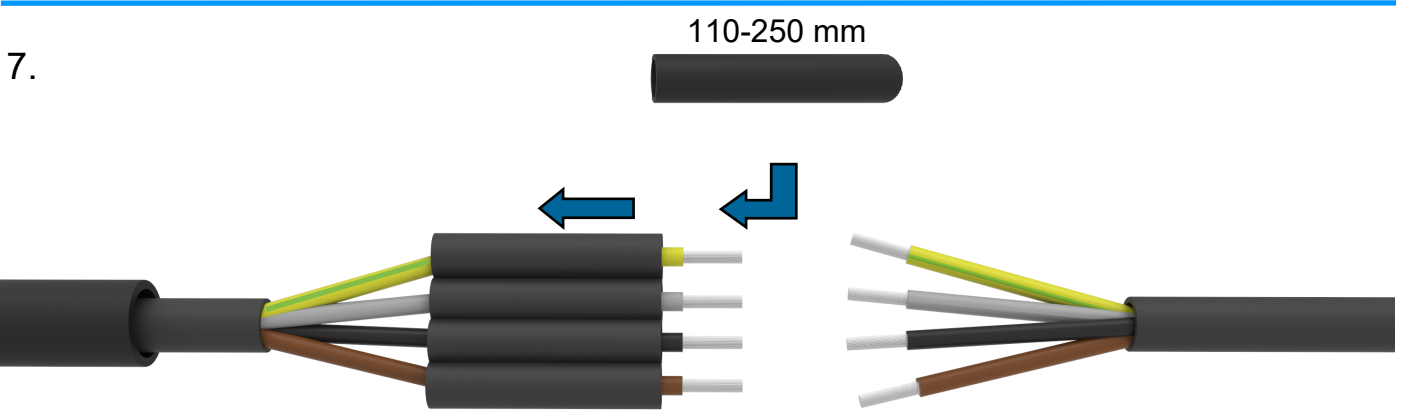

4.







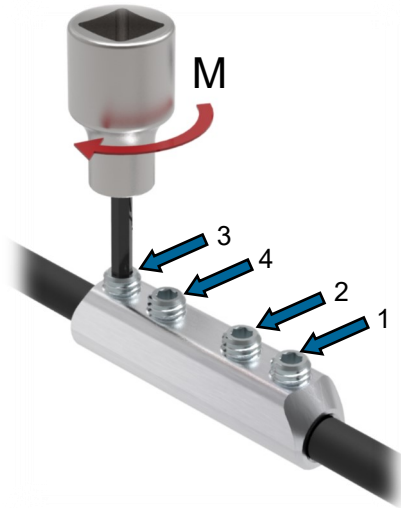
6.

				
VB04-0015	6-25 mm <sup>2</sup>	4	-	23 mm
VB04-0016	16-50 mm <sup>2</sup>	-	4	35 mm
VB04-0027	16-50 mm <sup>2</sup>	-	2	22 mm
VB04-0017	70-95 mm <sup>2</sup>	-	4	43 mm
VB04-0028	70-95 mm <sup>2</sup>	-	2	28 mm
VB04-0018	120-185 mm <sup>2</sup>	-	4	53 mm
VB04-0019	240-300 mm <sup>2</sup>	-	4	65 mm



## 9.1


 VB04-0015	
	M
3	3 Nm

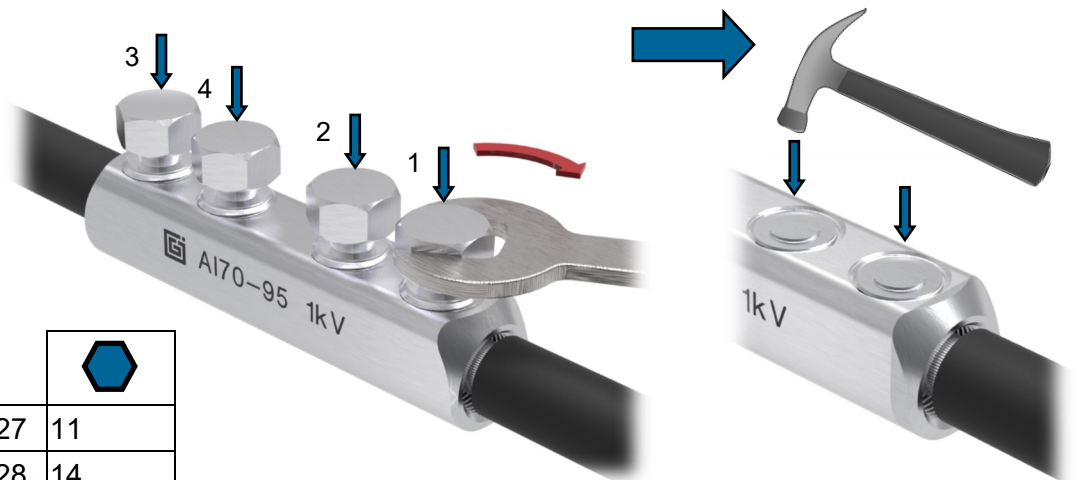



Huom!  
6 mm<sup>2</sup> hienosäikeisten johtimien kanssa on käytettävä pääteholkkia.

Note!  
Please use wire end ferrule with 6 mm<sup>2</sup> fine stranded conductor.

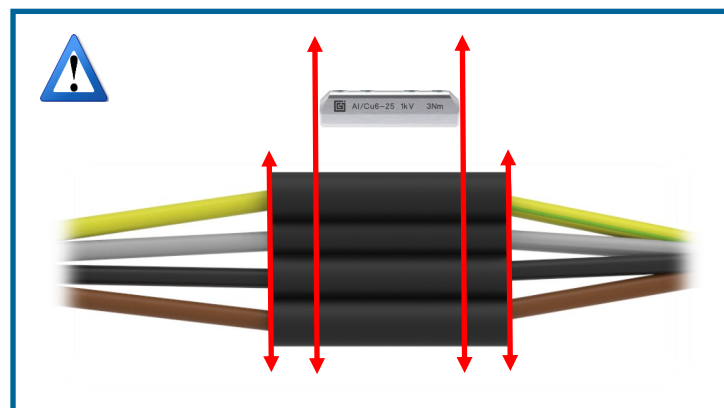

## 9.2

	
VB04-0016 VB04-0017 VB04-0018 VB04-0019 VB04-0027 VB04-0028	


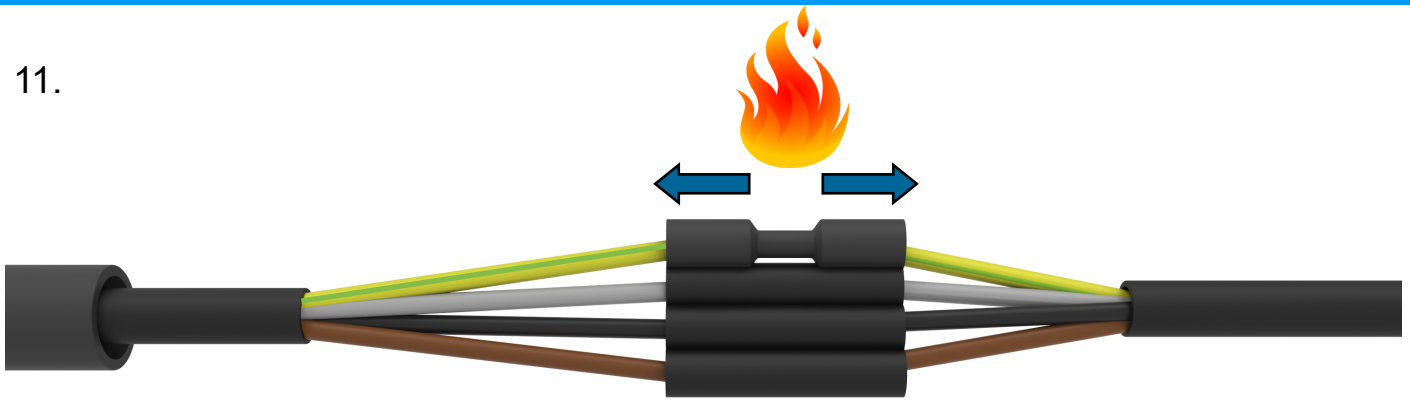


	
VB04-0016 & VB04-0027	11
VB04-0017 & VB04-0028	14
VB04-0018	17
VB04-0019	22

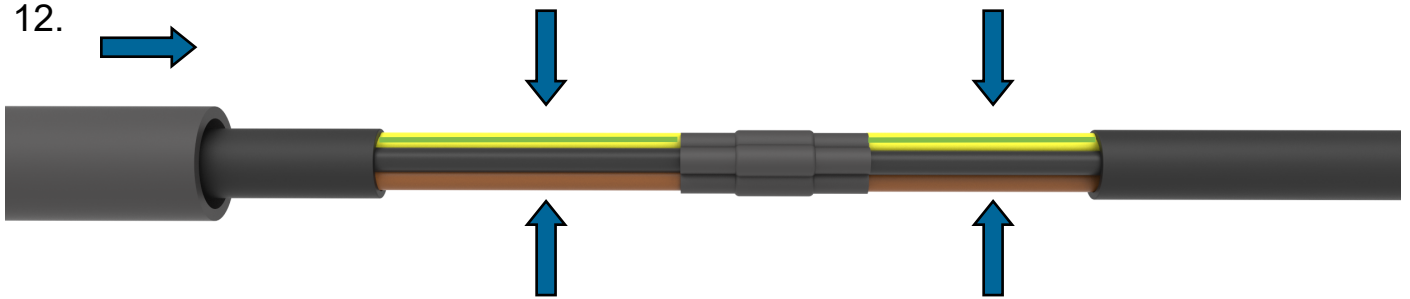
## 10.



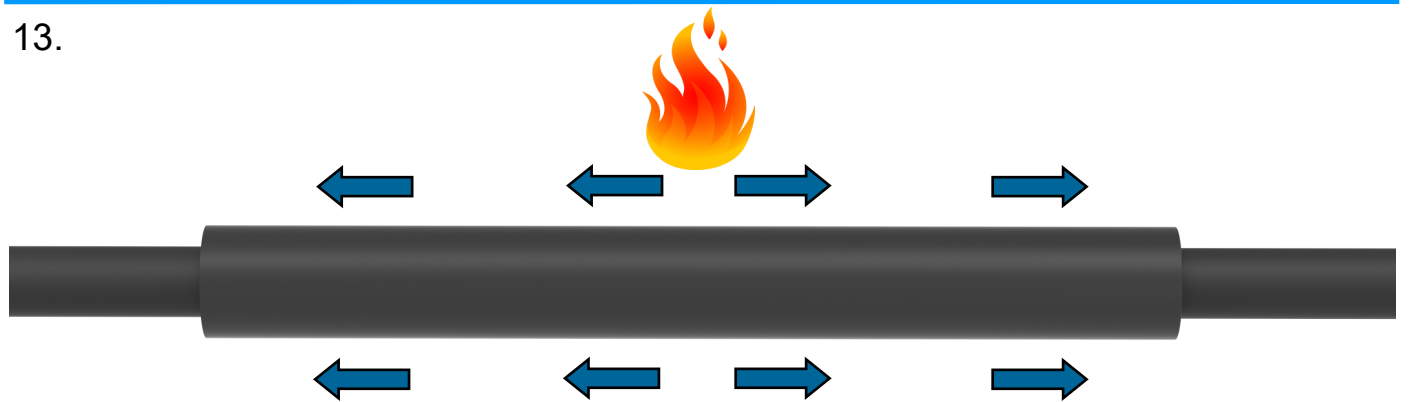
11.



12.



13.



14.





**Ouneva-tuotteisiin voit tutustua  
myös verkossa:  
[www.ounevaproductions.fi](http://www.ounevaproductions.fi)**

**Get familiar with Ouneva products  
online: [www.ounevaproductions.fi](http://www.ounevaproductions.fi)**