


Pierre is the garden



PIERRE®
GARDEN

an historical
COMPANY
future
ORIENTED

In 2021, **Ipierre System** celebrates the 50th anniversary of its activity. Thanks to valuable resources, **sound and recognized skills**, and the experience accumulated over the years, nowadays the company is in a growing leadership position in the gardening world.

Ipierre products are the result of a commitment to quality research and the purest expression of refined technique and unmistakable design, distinctive signs that declare **uniqueness and excellence**.

Ipierre is a proud ambassador of **Made in Italy**, and the essence of Italian style is apparent in the product lines. Quality, exclusive solutions in constant evolution that take care of every garden, whilst respecting the most precious resource: water.

A professional and reliable partner - its renewed organisation is ready to meet the needs of even the most demanding clients, with an individual and flexible approach as well as **fast and professional services**.

For the near future, the company renews its values and is committed in order to make the best human qualities emerge: intelligence, energy, positive attitude, reliability, creativity and team orientation towards goals.

50 ANNIVERSARY
th
1971 - 2021





PIERRE




Double outlet tap connector with differentiated flow adjustment, 2-way with ball valves and M couplings

| Art. | | Package | Quantity |
|---------------|----------------|---------|----------|
| 2006 | Thread. 3/4" F | | 15 |
| 2006BS | | | 30 |
| 2006S | | | 30 |



Tap connector 4 outlets 3/4" M thread. with two different flow adjustments

| Art. | | Package | Quantity |
|--------------|----------------|---------|----------|
| 20062 | Thread. 3/4" F | | 5 |



Tap connector 4 outlets with M coupling with different flow adjustment

| Art. | | Package | Quantity |
|--------------|--|---------|----------|
| 20064 | Thread. 1" F with thread. adaptor 3/4" F | | 6 |



Non-threaded tap connection Ø 15-25 mm Thread. outlet 3/4" M or M coupling

| Art. | | Package | Quantity |
|--------------|--|---------|----------|
| 2008 | | | 15 |
| 2008S | | | 30 |



Tap connector for square or single hole mixer tap M coupling outlet

| Art. | | Package | Quantity |
|-------------|--|---------|----------|
| 2125 | | | 10 |



M coupling

| Art. | | Package | Quantity |
|--------------|----------------|---------|----------|
| 2200 | Thread. 1/2" M | | 10 |
| 2200S | | | 100 |
| 2201 | Thread. 3/4" M | | 10 |
| 2201S | | | 100 |



Tap connector

| Art. | | Package | Quantity |
|---------------|----------------|---------|----------|
| 2203 | Thread. 1/2" F | | 10 |
| 2203S | | | 100 |
| 2204 | Thread. 3/4" F | | 20 |
| 2204BS | | | 100 |
| 2204S | | | 100 |



Tap connector

| Art. | | Package | Quantity |
|----------------|----------------|---------|----------|
| 22041 | Thread. 5/8" F | | 20 |
| 22042 | Thread. 1" F | | 10 |
| 22042BS | | | 100 |
| 22042S | | | 100 |



Tap connector

| Art. | | Package | Quantity |
|----------------|---|---------|----------|
| 22045 | Thread. 3/4" F with thread.adaptor 1/2" F | | 20 |
| 22045BS | | | 100 |
| 22045S | | | 100 |



Tap connector

| Art. | | Package | Quantity |
|--------------|---|---------|----------|
| 22047 | Thread. 3/4" F with thread.adaptor 22 x 1 F and thread.adaptor 24 x 1 M | | 10 |



Barbed connector with 3 diameters Ø 15, Ø 17, and Ø 21 mm

| Art. | | Package | Quantity |
|-------------|----------------|---------|----------|
| 2350 | Thread. 1/2" M | | 100 |
| 2351 | Thread. 3/4" M | | 100 |



Barbed connector with 3 diameters Ø 15, Ø 17, and Ø 21 mm

| Art. | | Package | Quantity |
|-------------|----------------|---------|----------|
| 2357 | Thread. 3/4" F | | 100 |





Adaptor

| Art. | | Package | Quantity |
|--------------|----------------------|---------|----------|
| 2205 | Fil. 3/4" M - 1/2" F | | 20 |
| 2205S | | | 100 |



Adaptor

| Art. | | Package | Quantity |
|--------------|--------------------|---------|----------|
| 2207 | Fil. 3/4" M - 1" F | | 20 |
| 2207S | | | 100 |



Plug

| Art. | | Package | Quantity |
|--------------|----------------|---------|----------|
| 2209S | Thread. 3/4" F | | 100 |



Nipplex

| Art. | | Package | Quantity |
|--------------|-------------------------|---------|----------|
| 2210S | Thread. 3/4" M - 3/4" M | | 100 |
| 2211S | Thread. 3/4" M - 1/2" M | | 100 |
| 2212S | Fil. 1/2" M - 1/2" M | | 100 |



Rubber gasket in 50-piece bag

| Art. | | Package | Quantity |
|--------------|--------|---------|----------|
| 2295S | Ø 1/2" | | 20 |
| 2296S | Ø 3/4" | | 20 |
| 2297S | Ø 1" | | 20 |



OR Set and gaskets

| Art. | | Package | Quantity |
|--------------|---|---------|----------|
| 2298S | R9 O-Ring for M coupling in 50 piece bag | | 20 |
| 2299 | Set consisting of: 10 R9 O-ring for coupling, 5 3/4" Ø gaskets and 5 1/2" Ø gaskets | | 20 |



Every single article is manufactured with **meticulous attention to detail**, from selecting the best raw materials with constant control of the production processes to achieve the **excellence of the final product**.

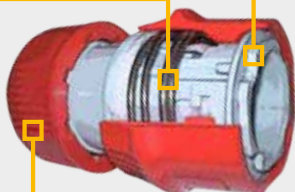
Even from a simple quick connector, you can see the **sought-after quality** of our products. Just open it up and take a look:

4 hooking teeth




STAINLESS STEEL spring

Protection ring



ANTI-SLIDE ring nut

Long and flexible locking notches



ANTI-SLIDE ring

Made with **6 components** and high-quality materials. The **only one** with these features!



Quick connector with hose connector

| Art. | | Package | Quantity |
|---------------|-------------------------|---------|----------|
| 2280 | | | 20 |
| 2280BS | For Ø 1/2" or 5/8" hose | | 50 |
| 2280S | | | 50 |
| 2281 | | | 10 |
| 2281BS | For Ø 3/4" hose | | 50 |
| 2281S | | | 50 |



Quick water-stop connector and hose connector

| Art. | | Package | Quantity |
|---------------|-------------------------|---------|----------|
| 2282 | | | 10 |
| 2282BS | For Ø 1/2" or 5/8" hose | | 50 |
| 2282S | | | 50 |
| 2283 | | | 10 |
| 2283BS | For Ø 3/4" hose | | 50 |
| 2283S | | | 50 |



Quick connector

| Art. | | Package | Quantity |
|--------------|------------------|---------|----------|
| 2286 | Thread. Ø 3/4" F | | 10 |
| 2286S | | | 50 |



Quick water-stop connector

| Art. | | Package | Quantity |
|--------------|----------------|---------|----------|
| 2288 | Thread. 3/4" F | | 10 |
| 2288S | | | 50 |

Connectors and hose repair connectors



Quick connector

| Art. | | Package | Quantity |
|--------------|----------------|---------|----------|
| 2284 | Thread. 3/4" M | | 10 |
| 2284S | | | 50 |



M coupling with hose connector

| Art. | | Package | Quantity |
|---------------|-------------------------|---------|----------|
| 2290 | For Ø 1/2" or 5/8" hose | | 10 |
| 2290BS | | | 50 |
| 2290S | | | 50 |
| 2291 | For Ø 3/4" hose | | 10 |
| 2291BS | | | 50 |
| 2291S | | | 50 |



Metal hose repair connector

| Art. | | Package | Quantity |
|---------------|-------------------------|---------|----------|
| 2270 | For Ø 1/2" or 5/8" hose | | 20 |
| 2270BS | | | 50 |
| 2270S | | | 50 |
| 2271 | For Ø 3/4" hose | | 10 |
| 2271BS | | | 50 |
| 2271S | | | 50 |



Metal hose repair connector

| Art. | | Package | Quantity |
|--------------|--------------------------------|---------|----------|
| 2272 | For Ø 3/4" Ø 1/2" or 5/8" hose | | 10 |
| 2272S | | | 50 |



In-line barbed connector with 2 couplings

| Art. | | Package | Quantity |
|---------------|--|---------|----------|
| 2005 | | | 20 |
| 2005BS | | | 50 |
| 2005S | | | 50 |



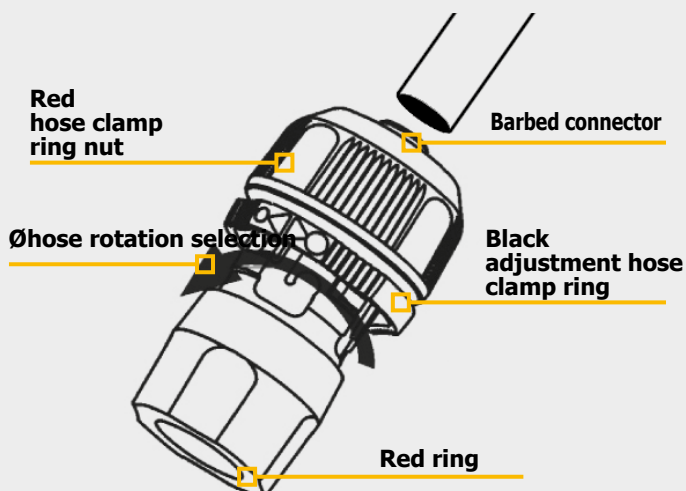
Y connector with 3 M coupling

| Art. | | Package | Quantity |
|---------------|--|---------|----------|
| 2007 | | | 20 |
| 2007BS | | | 50 |
| 2007S | | | 50 |

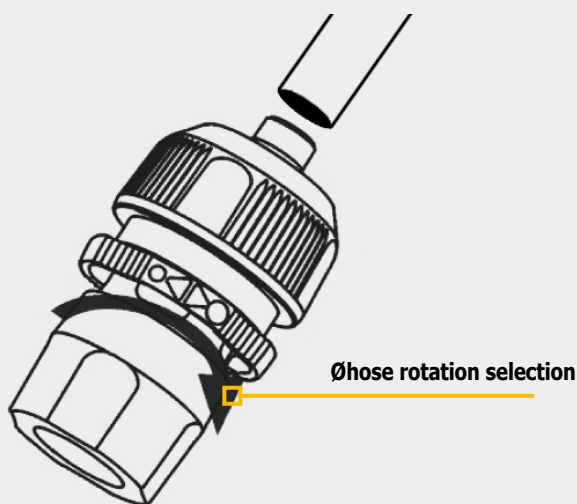
UNIVERSAL GLOBAL CONNECTOR

A single connector for hoses of different diameters (1/2", 5/8" or 3/4")

Equipped with **multi-diameter barbed connector** to accommodate hoses effectively



Ø 1/2" - 5/8"



Ø 5/8" - 3/4"

How to select the correct position according to the hose diameter:

1. unscrew the red hose clamp ring nut, sliding the hose inside
2. push the black adjustment hose clamp ring through the red ring
3. turn the black adjustment hose clamp ring to prepare the connector for the hose you intend to use
 - ◁ clockwise for Ø 1/2" or 5/8"
 - ▷○ counter-clockwise for Ø 5/8" or 3/4"
4. pull the black adjustment hose clamp ring through the hose until it "clicks"
5. insert the hose in the barbed connector
6. tighten the red hose clamp ring nut



Quick connector with hose connector

| Art. | | Package | Quantity |
|--------|-------------------------------|---------|----------|
| 2275 | For Ø 1/2", 5/8" or 3/4" hose | | 20 |
| 2275BS | | | 25 |



Quick connector with water-stop and hose connector

| Art. | | Package | Quantity |
|--------|-------------------------------|---------|----------|
| 2276 | For Ø 1/2", 5/8" or 3/4" hose | | 20 |
| 2276BS | | | 25 |

Ideal for connecting hoses with different diameters



Metal hose repair connector with hose connector

| Art. | | Package | Quantity |
|--------|-------------------------------|---------|----------|
| 2274 | For Ø 1/2", 5/8" or 3/4" hose | | 20 |
| 2274BS | | | 25 |

Connectors and hose repair connectors



3-piece hose repair connector

| Art. | | Package | Quantity |
|--------------|---------|---------|----------|
| 3001S | Ø 12 mm | | 50 |
| 3002S | Ø 14 mm | | 50 |
| 3003S | Ø 16 mm | | 50 |
| 3004S | Ø 18 mm | | 50 |
| 3005S | Ø 20 mm | | 50 |
| 3006S | Ø 22 mm | | 50 |
| 3007S | Ø 25 mm | | 50 |
| 3008S | Ø 30 mm | | 50 |
| 3009S | Ø 35 mm | | 50 |
| 3010S | Ø 40 mm | | 50 |



In-line hose repair connector

| Art. | | Package | Quantity |
|--------------|---------|---------|----------|
| 3100S | Ø 12 mm | | 100 |
| 3102S | Ø 14 mm | | 100 |
| 3104S | Ø 16 mm | | 100 |
| 3106S | Ø 18 mm | | 50 |
| 3112S | Ø 25 mm | | 50 |



Conical hose repair connector with 3 diameters

| Art. | | Package | Quantity |
|--------------|---------------|---------|----------|
| 3114S | Ø 12-14-16 mm | | 50 |
| 3120S | Ø 18-20-22 mm | | 25 |



Y connector

| Art. | | Package | Quantity |
|--------------|---------|---------|----------|
| 3200S | Ø 12 mm | | 50 |
| 3202S | Ø 14 mm | | 50 |
| 3204S | Ø 16 mm | | 50 |



T barbed connector

| Art. | | Package | Quantity |
|--------------|---------|---------|----------|
| 3210S | Ø 10 mm | | 50 |
| 3212S | Ø 12 mm | | 50 |
| 3214S | Ø 14 mm | | 50 |
| 3216S | Ø 16 mm | | 30 |



T barbed connector

| Art. | | Package | Quantity |
|--------------|---------|---------|----------|
| 3218S | Ø 18 mm | | 25 |
| 3220S | Ø 20 mm | | 25 |
| 3222S | Ø 22 mm | | 25 |
| 3225S | Ø 25 mm | | 15 |



| | | | |
|--------|----|----|----|
| bar | 2 | 4 | 6 |
| l/min. | 35 | 50 | 62 |
| m. | 17 | 20 | 22 |

Adjustable hose nozzle for high water flow

| Art. | | Package | Quantity |
|---------------|------------------------|---------|----------|
| 35300 | For Ø 1" or 3/4" hoses | | 5 |
| 35300S | | | 10 |




Tap connector with thread. 1" F brass rotating ring nut and hose connector

| Art. | | Package | Quantity |
|---------------|---------------|---------|----------|
| 35400 | for Ø 1" hose | | 5 |
| 35400S | | | 5 |



Metal hose repair connector

| Art. | | Package | Quantity |
|---------------|---------------|---------|----------|
| 35500 | for Ø 1" hose | | 10 |
| 35500S | | | 10 |



Hose nozzles and shower spray nozzles



Adjustable hose nozzle with M coupling

| Art. | | Package | Quantity |
|---------------|--|---------|----------|
| 2009 | | | 20 |
| 2009BS | | | 50 |
| 2009S | | | 50 |



MINI adjustable hose nozzle with M coupling

| Art. | | Package | Quantity |
|----------------|--|---------|----------|
| 2009M | | | 20 |
| 2009MBS | | | 50 |
| 2009MS | | | 50 |



Adjustable hose nozzle with hose connector

| Art. | | Package | Quantity |
|---------------|-------------------------|---------|----------|
| 2135 | | | 10 |
| 2135BS | For Ø 1/2" or 5/8" hose | | 25 |
| 2135S | | | 25 |
| 2136 | | | 10 |
| 2136BS | For Ø 3/4" hose | | 25 |
| 2136S | | | 25 |



Nozzle with flow control and quick connector for interchangeable accessories with M coupling

| Art. | | Package | Quantity |
|--------------|--|---------|----------|
| 23801 | | | 10 |



Shower spray nozzle with adjustable flow-rate and M coupling

| Art. | | Package | Quantity |
|---------------|--|---------|----------|
| 2070 | | | 10 |
| 2070BS | | | 10 |
| 2070S | | | 10 |



5-function multi-jet shower head, adjustable flow rate and M coupling

| Art. | | Package | Quantity |
|-------------|--|---------|----------|
| 2072 | | | 10 |



Rectangular fan spray nozzle on spike with adjustable flow control and stop valve

| Art. | Package | Quantity |
|--------------|---------|----------|
| 2069 | | 10 |
| 2069S | | 10 |



Shower spray nozzle with multi-jet articulated head 8 functions on aluminium telescopic extension 78-117 cm. Anti-slide ergonomic handle with adjustment and locking slider

| Art. | Package | Quantity |
|--------------|---------|----------|
| 20712 | | 12 |



Aluminium shower spray nozzle, 8 functions, multi-jet, 30 cm long. Anti-slide ergonomic handle with adjustment and locking slider

| Art. | Package | Quantity |
|--------------|---------|----------|
| 20713 | | 24 |



BLACK LINE aluminium shower spray nozzle, 10 functions, multi-jet, 32 cm long. Anti-slide ergonomic handle with adjustment and locking slider

| Art. | Package | Quantity |
|--------------|---------|----------|
| 20710 | | 12 |



JUNIOR gun with adjustable hose nozzle

| Art. | Package | Quantity |
|----------------|---------|----------|
| 23780 | | 10 |
| 23780BS | | 10 |



Display stand containing 10 JUNIOR guns (23780)

| Art. | Package | Quantity |
|-------------|----------------------|----------|
| 2375 | Size 21 x 46 x 17 cm | 6 |



JUNIOR gun with shower spray nozzle

| Art. | Package | Quantity |
|----------------|---------|----------|
| 23790 | | 10 |
| 23790BS | | 10 |



Gun with flow control and adjustable hose nozzle

| Art. | Package | Quantity |
|---------------|---------|----------|
| 2378 | | 10 |
| 2378BS | | 10 |



Display stand containing 10 guns with adjustable hose nozzle (2378)

| Art. | Package | Quantity |
|-------------|----------------------|----------|
| 2377 | Size 21 x 46 x 17 cm | 6 |



Gun with flow control and shower spray nozzle

| Art. | Package | Quantity |
|---------------|---------|----------|
| 2379 | | 10 |
| 2379BS | | 10 |



Display stand containing 8 guns with shower spray nozzle (2379)

| Art. | Package | Quantity |
|-------------|----------------------|----------|
| 2376 | Size 21 x 46 x 17 cm | 6 |



Gun with flow control and 5-function multi-jet shower head

| Art. | Package | Quantity |
|---------------|---------|----------|
| 2382 | | 10 |
| 2382BS | | 10 |



Display stand containing 8 multi-jet guns (2382)

| Art. | Package | Quantity |
|--------------|----------------------|----------|
| 23771 | Size 21 x 46 x 17 cm | 6 |





ECO Gun with adjustable hose nozzle

| Art. | Package | Quantity |
|----------------|---------|----------|
| 23782BS | | 16 |



ECO multi-jet gun 7 functions

| Art. | Package | Quantity |
|----------------|---------|----------|
| 23822BS | | 12 |



ECO metal gun with anti-slide handle and 3-function multi-jet. Slider jet change

| Art. | Package | Quantity |
|-----------------|---------|----------|
| 902984BS | | 12 |



BLACK LINE metal gun with anti-slide handle and adjustable hose nozzle. Adjustment and closing slider

| Art. | Package | Quantity |
|---------------|---------|----------|
| 902970 | | 12 |



BLACK LINE metal gun with anti-slide handle and 9-function multi-jet. Adjustment and closing slider

| Art. | Package | Quantity |
|---------------|---------|----------|
| 902980 | | 12 |



Metal gun with anti-slide handle and adjustable hose nozzle

| Art. | Package | Quantity |
|---------------|---------|----------|
| 902975 | | 12 |



Metal gun with anti-slide handle and 8-function multi-jet

| Art. | Package | Quantity |
|---------------|---------|----------|
| 902985 | | 12 |



Metal gun with anti-slide handle and adjustable hose nozzle

| Art. | Package | Quantity |
|---------------|---------|----------|
| 902977 | | 12 |



Metal gun with anti-slide handle and 9-function multi-jet

| Art. | Package | Quantity |
|---------------|---------|----------|
| 902987 | | 12 |



Metal gun with anti-slide handle and adjustable hose nozzle

| Art. | Package | Quantity |
|---------------|---------|----------|
| 902976 | | 12 |



Metal gun with anti-slide handle and 7-function multi-jet

| Art. | Package | Quantity |
|---------------|---------|----------|
| 902986 | | 12 |



Connector set consisting of:
tap connector thread. 3/4" F, thread. adaptor 1/2" F
and quick connector with hose connector

| Art. | | Package | Quantity |
|-------------|-------------------------|---------|----------|
| 2003 | For Ø 1/2" or 5/8" hose | | 10 |



Connector set consisting of:
tap connector thread. 3/4" F and quick connector with hose
connector

| Art. | | Package | Quantity |
|-------------|-----------------|---------|----------|
| 2004 | For Ø 3/4" hose | | 10 |



Adjustable hose nozzle and quick connector set with hose
connector

| Art. | | Package | Quantity |
|--------------|-------------------------|---------|----------|
| 20090 | For Ø 1/2" or 5/8" hose | | 10 |
| 20091 | For Ø 3/4" hose | | 10 |



MINI adjustable hose nozzle and quick connector set with hose
connector

| Art. | | Package | Quantity |
|---------------|-------------------------|---------|----------|
| 20090M | For Ø 1/2" or 5/8" hose | | 10 |
| 20091M | For Ø 3/4" hose | | 10 |



Set consisting of:
tap connector thread. 3/4" F, thread.adaptor 1/2" F and quick
water-stop connector with hose connector, and adjustable hose
nozzle with M coupling

| Art. | | Package | Quantity |
|-------------|-------------------------|---------|----------|
| 2000 | For Ø 1/2" or 5/8" hose | | 10 |



Set consisting of:
tap connector thread. 3/4" F, thread.adaptor 1/2" F, quick connector
with hose connector, quick water-stop connector and hose connec-
tor, and mini adjustable hose nozzle with M coupling

| Art. | | Package | Quantity |
|--------------|-------------------------|---------|----------|
| 2000M | For Ø 1/2" or 5/8" hose | | 10 |



JUNIOR gun set with adjustable hose nozzle, and quick connector with hose connector

| Art. | | Package | Quantity |
|--------------|-------------------------|---------|----------|
| 23781 | For Ø 1/2" or 5/8" hose | | 10 |



JUNIOR gun set with shower spray nozzle, and quick connector with hose connector

| Art. | | Package | Quantity |
|--------------|-------------------------|---------|----------|
| 23791 | For Ø 1/2" or 5/8" hose | | 10 |





Display stand

| Art. | | Package | Quantity |
|--------------|----------------------|---------|----------|
| 2720D | Size 36 x 26 x 80 cm | | 1 |



Tap connector

| Art. | | Package | Quantity |
|--------------|----------------|---------|----------|
| 2204D | Thread. 3/4" F | | 20 |



Metal hose repair connector

| Art. | | Package | Quantity |
|--------------|-------------------------|---------|----------|
| 2270D | For Ø 1/2" or 5/8" hose | | 20 |
| 2271D | For Ø 3/4" hose | | 10 |



Quick connector with hose connector

| Art. | | Package | Quantity |
|--------------|-------------------------|---------|----------|
| 2280D | For Ø 1/2" or 5/8" hose | | 20 |
| 2281D | For Ø 3/4" hose | | 10 |



Quick water-stop connector and hose connector

| Art. | | Package | Quantity |
|--------------|-------------------------|---------|----------|
| 2282D | For Ø 1/2" or 5/8" hose | | 10 |
| 2283D | For Ø 3/4" hose | | 10 |



Tap connector with thread. 3/4" F, and thread. adaptor 1/2" F

| Art. | | Package | Quantity |
|---------------|--|---------|----------|
| 22045D | | | 20 |





Adjustable hose nozzle M coupling

| Art. | Package | Quantity |
|--------------|---------|----------|
| 2009D | | 20 |



Adjustable hose nozzle with hose connector

| Art. | Package | Quantity |
|--------------|-----------------------------|----------|
| 2135D | For Ø 1/2" or 5/8" hose | 10 |



Gun with flow control and adjustable hose nozzle

| Art. | Package | Quantity |
|--------------|---------|----------|
| 2378D | | 10 |



Gun with flow control and shower spray nozzle with adjustable flow rate

| Art. | Package | Quantity |
|--------------|---------|----------|
| 2379D | | 10 |



Shower spray nozzle with adjustable flow-rate, and M coupling

| Art. | Package | Quantity |
|--------------|---------|----------|
| 2070D | | 10 |



Set consisting of:
tap connector thread. 3/4" F, thread.adaptor 1/2" F,
quick connector with hose connector,
quick water-stop connector with hose connector,
and adjustable hose nozzle M coupling

| Art. | Package | Quantity |
|--------------|-----------------------------|----------|
| 2000D | For Ø 1/2" or 5/8" hose | 10 |



SEAWORLD

4-layer **mesh hose**
non-toxic white internal coating
 white external coating
anti-algae layer and **anti-UV treatment**

Flexible and twist resistant
 highly resistant to frost
 and high temperatures (-20°C. +60°C)

Burst pressure at 20°C: 30 bar
 Operating pressure at 20°C: 10 bar



SEAWORLD

| Art. | | Package | Quantity |
|----------------|---------------------|---------|----------|
| 281925D | 25 m of Ø 3/4" hose | ⊙ | 1 |



KIT SEAWORLD DIAMOND 1

| Art. | | Package | Quantity |
|-----------------|---|---------|----------|
| 281220DK | 20 m Ø 1/2" hose, thread. tap connector 3/4" F, 2 quick connectors with hose connector, and M coupling adjustable hose nozzle | ⊙ | 1 |





KIT SEAWORLD DIAMOND 2

| Art. | | Package | Quantity |
|-----------------|---|---------|----------|
| 281925DK | 25 m Ø 3/4" hose, thread. tap connector 3/4" F, 2 quick connectors with hose connector, and M coupling adjustable hose nozzle | ⊙ | 1 |







Double direction valve

| Art. | | Package | Quantity |
|--------------|----------------------|---|----------|
| 2075 | Fil. 3/4" F - 3/4" M |  | 10 |
| 2075S | |  | 50 |




Ball valve

| Art. | | Package | Quantity |
|---------------|----------------------|---|----------|
| 20753 | Fil. 3/4" F - 3/4" F |  | 10 |
| 20753S | |  | 20 |






Brass garden tap, wall connection, and Ø 10 mm barbed connector

| Art. | | Package | Quantity |
|---------------|-------------------------------------|---|----------|
| 082012 | Thread. 1/2" M thread.outlet 3/4" M |  | 10 |



Nickel-plated brass ball valve tap

| Art. | | Package | Quantity |
|----------------|---|---|----------|
| 080012S | Wall connection thread. 1/2" M, thread. outlet 3/4" M and Ø 15 mm barbed connector |  | 12 |
| 080034S | Wall connection thread. 3/4" M, thread. outlet 1" M and Ø 20 mm barbed connector |  | 10 |
| 080100S | Wall connection thread. 1" M, thread. outlet 1" - 1/4" M and Ø 25 mm barbed connector |  | 10 |





Double outlet brass tap connector with differentiated flow adjustment and M couplings

| Art. | | Package | Quantity |
|-----------------|----------------|---------|----------|
| 902006 | Thread. 3/4" F | | 10 |
| 902006BS | | | 10 |



Brass M coupling

| Art. | | Package | Quantity |
|-----------------|----------------|---------|----------|
| 902201 | Thread. 3/4" M | | 25 |
| 902201BS | | | 50 |



Brass tap connector

| Art. | | Package | Quantity |
|------------------|----------------|---------|----------|
| 902203 | Thread. 1/2" F | | 10 |
| 902203BS | | | 50 |
| 902204 | Thread. 3/4" F | | 10 |
| 902204BS | | | 50 |
| 9022042 | Thread. 1" F | | 25 |
| 9022042BS | | | 50 |



Brass quick connector with hose connector

| Art. | | Package | Quantity |
|-----------------|-----------------|---------|----------|
| 902280 | For Ø 1/2" hose | | 10 |
| 902280BS | | | 25 |
| 902255 | For Ø 5/8" hose | | 10 |
| 902255BS | | | 25 |
| 902281 | For Ø 3/4" hose | | 10 |
| 902281BS | | | 25 |



Brass quick water-stop connector and hose connector

| Art. | | Package | Quantity |
|-----------------|-----------------|---------|----------|
| 902282 | for Ø 1/2" hose | | 10 |
| 902282BS | | | 25 |
| 902257 | For Ø 5/8" hose | | 10 |
| 902257BS | | | 25 |
| 902283 | For Ø 3/4" hose | | 10 |
| 902283BS | | | 25 |




Brass hose repair connector with hose connector

| Art. | | Package | Quantity |
|-----------------|-----------------|---------|----------|
| 902270 | for Ø 1/2" hose | | 20 |
| 902270BS | | | 25 |
| 902245 | For Ø 5/8" hose | | 10 |
| 902245BS | | | 25 |
| 902271 | For Ø 3/4" hose | | 10 |
| 902271BS | | | 25 |




In-line brass barbed connector with 2 couplings

| Art. | Package | Quantity |
|-----------------|---|----------|
| 902005 |  | 10 |
| 902005BS |  | 50 |



Adjustable brass hose nozzle M coupling

| Art. | Package | Quantity |
|-----------------|---|----------|
| 902009 |  | 10 |
| 902009BS |  | 25 |



Surface sprinklers



| | | | | | |
|--------|-----|-----|-----|-----|-----|
| bar | 1 | 2 | 3 | 4 | 5 |
| l/min. | 8 | 14 | 18 | 21 | 24 |
| r/m. | 3,5 | 4,5 | 5,0 | 5,0 | 5,0 |

GAMMA rotating sprinkler on spike
Connector with M coupling

| Art. | Package | Quantity |
|-------------|---------|----------|
| 2026 | | 10 |



Rotating sprinkler with adjustable nozzles on triple spike,
allows in-series connection. Connector with M coupling

| Art. | Package | Quantity |
|-------------|---------|----------|
| 2027 | | 24 |



| | | | | | |
|--------|-----|-----|-----|-----|-----|
| bar | 1 | 2 | 3 | 4 | 5 |
| l/min. | 13 | 22 | 28 | 34 | 37 |
| r/m. | 2,5 | 4,0 | 4,5 | 5,0 | 5,0 |

PLUVIELLA 360° static sprinkler, ideal for small surfaces
Connector with M coupling

| Art. | Package | Quantity |
|---------------|---------|----------|
| 2054 | | 10 |
| 2054BS | | 20 |
| 2054S | | 80 |



| | | | | | |
|--------|-----|-----|-----|-----|-----|
| bar | 1 | 2 | 3 | 4 | 5 |
| l/min. | 13 | 22 | 28 | 34 | 37 |
| r/m. | 2,5 | 4,0 | 4,5 | 5,0 | 5,0 |

VARY JET static sprinkler with adjustable fins
ideal for circular, semicircular and rectangular surfaces
Connector with M coupling

| Art. | Package | Quantity |
|-------------|---------|----------|
| 2478 | | 8 |



Impulse sprinkler with 0° - 360° adjustable sector,
and range adjustment, assembled on sled. M coupling connector

| Art. | Package | Quantity |
|-------------|---------|----------|
| 2867 | | 4 |



Turbine sprinkler with 0° - 360° adjustable sector,
assembled on sled. M coupling connector

| Art. | Package | Quantity |
|-------------|---------|----------|
| 2868 | | 6 |



| P bar | 360° | | 180° | | 90° | | □ | | ▭ | | ▭ | |
|----------|--------|------|--------|------|--------|------|--------|-------|--------|------|--------|------|
| | l/min. | r/m. | l/min. | r/m. | l/min. | r/m. | l/min. | m. | l/min. | m. | l/min. | m. |
| 1 | 12 | 3,5 | 8 | 3,5 | 5 | 3,5 | 12 | 5x5 | 8 | 6x3 | 10 | 11x2 |
| 2 | 21 | 4,0 | 13 | 4,5 | 7 | 4 | 21 | 7x7 | 13 | 8x4 | 17 | 14x2 |
| 3 | 27 | 4,5 | 17 | 5,5 | 9 | 4,5 | 27 | 9x9 | 17 | 10x5 | 22 | 16x2 |
| 4 | 32 | 5 | 20 | 6,0 | 11 | 5 | 32 | 10x10 | 20 | 12x6 | 25 | 18x2 |
| 5 | 37 | 5 | 23 | 6,0 | 12 | 5 | 37 | 10x10 | 23 | 12x6 | 29 | 18x2 |

DELTA 6-position static sprinkler, ideal for circular, semi-circular, angular and rectangular surfaces
Connector with M coupling

| Art. | Package | Quantity |
|-------------|---------|----------|
| 2057 | | 6 |



| bar | 1 | 2 | 3 | 4 | 5 |
|--------|-----|-----|-----|-----|-----|
| l/min. | 8 | 14 | 18 | 21 | 24 |
| r/m. | 3,5 | 4,5 | 5,0 | 5,0 | 5,0 |

GAMMA rotating sprinkler on sled
Connector with M coupling

| Art. | Package | Quantity |
|-------------|---------|----------|
| 2826 | | 16 |





| bar | 1 | 2 | 3 | 4 | 5 |
|--------|-----|-----|-----|-----|-----|
| l/min. | 6 | 11 | 15 | 17 | 19 |
| r/m. | 3,5 | 5,0 | 5,5 | 5,5 | 5,5 |


GIRELLA rotating sprinkler on sled, adjustable nozzles (inclination and water-flow) allows in-series connection. Connector with M coupling

| Art. | Package | Quantity |
|-------------|---|----------|
| 2827 |  | 12 |



| bar | 1 | 2 | 3 | 4 | 5 |
|--------|-----|-----|-----|-----|-----|
| l/min. | 6 | 10 | 13 | 16 | 18 |
| r/m. | 2,5 | 3,5 | 4,0 | 4,0 | 4,0 |

ROTY rotating sprinkler on sled, fixed adjustable nozzle (inclination), allows in-series connections. Connector with M coupling

| Art. | Package | Quantity |
|-------------|---|----------|
| 2828 |  | 12 |







| | 1 bar | | 2 bar | | 3 bar | | 4 bar | | 5 bar | |
|----------|--------|-------|--------|------|--------|----------|--------|--------|--------|-------|
| | l/min. | m. | l/min. | m. | l/min. | m. | l/min. | m. | l/min. | m. |
| 1 | 6,5 | 7x7 | 11,5 | 14x7 | 15 | 15,5x8,5 | 17,5 | 17x10 | 19,5 | 18x10 |
| 2 | 6,5 | 6x7 | 11,5 | 9x7 | 15 | 11x8,5 | 17,5 | 13x10 | 19,5 | 14x10 |
| 3 | 6,5 | 3,5x7 | 11,5 | 7x7 | 15 | 8x8,5 | 17,5 | 8,5x10 | 19,5 | 9x10 |
| 4 | 6,5 | 3,5x7 | 11,5 | 7x7 | 15 | 8x8,5 | 17,5 | 8,5x10 | 19,5 | 9x10 |

| | 1 bar | | 2 bar | | 3 bar | | 4 bar | | 5 bar | |
|----------|--------|-----|--------|------|--------|------|--------|-------|--------|-------|
| | l/min. | m. | l/min. | m. | l/min. | m. | l/min. | m. | l/min. | m. |
| 1 | 6,5 | 6x6 | 11,5 | 13x8 | 15 | 15x9 | 18 | 17x10 | 20,5 | 18x10 |
| 2 | 6,5 | 5x6 | 11,5 | 8x8 | 15 | 9x9 | 18 | 11x10 | 20,5 | 12x10 |
| 3 | 6,5 | 3x6 | 11,5 | 7x8 | 15 | 8x9 | 18 | 9x10 | 20,5 | 9x10 |
| 4 | 6,5 | 3x6 | 11,5 | 7x8 | 15 | 8x9 | 18 | 9x10 | 20,5 | 9x10 |


ALFA 14-hole oscillating sprinkler, adjustable over 4 different positions. Plug with needle for cleaning nozzles included

ALFA 19-hole oscillating sprinkler, adjustable over 4 different positions Plug with needle for cleaning nozzles included

| Art. | Package | Quantity |
|-------------|---------|----------|
| 2481 | | 21 |

| Art. | Package | Quantity |
|-------------|---------|----------|
| 2484 | | 21 |





| Codice | Gr/sec. | l/h. | Ø/m. |
|---------------|---------|------|------|
| 5116 M | 35 | 125 | 2,5 |
| 5120 N 5220 N | 45 | 160 | 3 |
| 5123 BL | 60 | 215 | 3,5 |
| 5130 V 5230 V | 100 | 360 | 4 |
| 5235 R | 125 | 450 | 5 |

Operating pressure:
1.5 - 2 bar
Installation:
over or under the hose

FARFALLA sprinkler with barbed connector

| Art. | | Package | Quantity |
|---------------|-----------------------|---------|----------|
| 5116M | Ø 1.6 mm nozzle Brown | | 1000 |
| 5120N | Ø 2.0 mm nozzle Black | | 1000 |
| 5123BL | Ø 2.3 mm nozzle Blue | | 1000 |
| 5130V | Ø 3.0 mm nozzle Green | | 1000 |



| Codice | Gr/sec. | l/h. | Ø/m. |
|---------------|---------|------|------|
| 5116 M | 35 | 125 | 2,5 |
| 5120 N 5220 N | 45 | 160 | 3 |
| 5123 BL | 60 | 215 | 3,5 |
| 5130 V 5230 V | 100 | 360 | 4 |
| 5235 R | 125 | 450 | 5 |

Operating pressure:
1.5 - 2 bar
Installation:
over or under the hose
Assembly:
make an 8.5 mm Ø hole
in the plastic hose and tighten
the throttle valve

FARFALLA sprinkler with thread

| Art. | | Package | Quantity |
|--------------|-----------------------|---------|----------|
| 5220N | Ø 2.0 mm nozzle Black | | 1000 |
| 5230V | Ø 3.0 mm nozzle Green | | 1000 |
| 5235R | Ø 3.5 mm nozzle Red | | 1000 |



| bar | 1,5 | 2 | 3 | 4 | 5 |
|--------|-----|------|------|----|------|
| l/min. | 9 | 10,5 | 13,5 | 16 | 18,5 |
| r/m. | 6 | 8 | 10 | 11 | 11 |

BETA arm sprinkler with 0°-360° adjustable sector, and anti-splash arm

| Art. | | Package | Quantity |
|-------------|----------------|---------|----------|
| 2064 | Thread. 1/2" M | | 10 |



| bar | 1,5 | 2 | 3 | 4 | 5 |
|--------|-----|------|------|----|------|
| l/min. | 9 | 10,5 | 13,5 | 16 | 18,5 |
| r/m. | 6 | 8 | 10 | 11 | 11 |

BETA arm sprinkler with 0°-360° adjustable sector, and anti-splash arm. Assembled on a 16 cm spike with M coupling. Allows in-series connection

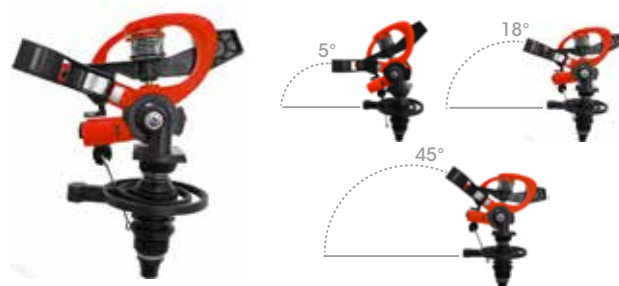
| Art. | | Package | Quantity |
|-------------|----------------|---------|----------|
| 2464 | Thread. 1/2" M | | 10 |



| | | R/m | L/min |
|-----|---|-----|-------|
| bar | 1 | 8 | 12 |
| bar | 2 | 9 | 16 |
| bar | 3 | 9.5 | 18 |

BETA arm sprinkler with 0°-360° adjustable sector

| Art. | | Package | Quantity |
|--------------|----------------|---------|----------|
| 20642 | Thread. 1/2" M | | 12 |



| | | R/m 5° | R/m 18° | R/m 45° | L/min |
|-----|---|--------|---------|---------|-------|
| bar | 1 | 6 | 10 | 10 | 17 |
| bar | 2 | 7 | 10.5 | 11 | 22 |
| bar | 3 | 7.5 | 11 | 11.5 | 24 |


BETA arm sprinkler with 0°-360° adjustable sector, and water jet outlet angle adjustment from 5° to 45°

| Art. | | Package | Quantity |
|--------------|----------------|---------|----------|
| 20643 | Thread. 1/2" M | | 12 |



Zinc/Brass arm sprinkler,
0°-360° adjustable sector

| Art. | | Package | Quantity |
|-------------|----------------|---------|----------|
| 2830 | Thread. 1/2" M | | 1 |



Die cast arm sprinkler,
0°-360° adjustable sector

| Art. | | Package | Quantity |
|-------------|----------------|---------|----------|
| 2834 | Thread. 1/2" M | | 1 |



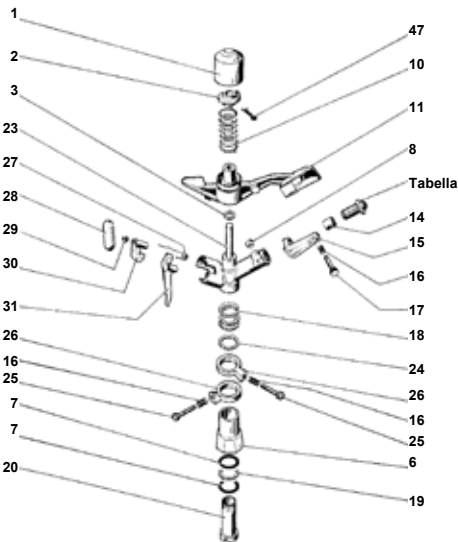
Adjustable sector brass sprinkler
Standard Ø 5 mm nozzle

| Art. | | Package | Quantity |
|-------------|----------------|---------|----------|
| 2624 | Thread. 3/4" F | | 1 |

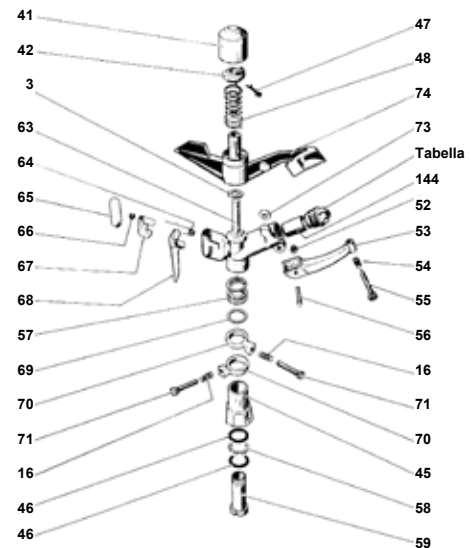


Adjustable sector brass sprinkler
Standard Ø 6 mm nozzle

| Art. | | Package | Quantity |
|-------------|--------------|---------|----------|
| 2626 | Thread. 1" F | | 1 |



| Ugelli Ø mm. | Pressione all'irrigatore | | Gittata massima | | Portata erogata | |
|-----------------|--------------------------|--|-----------------|--------------------|-----------------|--|
| | bar | | r/m. | m ³ /h. | l/sec. | |
| 4,5 | 1,5 | | 12,0 | 0,90 | 0,25 | |
| | 2 | | 13,0 | 1,04 | 0,29 | |
| | 2,5 | | 13,4 | 1,18 | 0,33 | |
| | 3 | | 13,8 | 1,29 | 0,36 | |
| | 3,5 | | 14,2 | 1,40 | 0,39 | |
| 5 | 1,5 | | 12,5 | 1,11 | 0,31 | |
| | 2 | | 13,4 | 1,29 | 0,36 | |
| | 2,5 | | 14,0 | 1,47 | 0,41 | |
| | 3 | | 15,5 | 1,62 | 0,45 | |
| | 3,5 | | 15,0 | 1,72 | 0,48 | |
| 5,5 | 1,5 | | 13,0 | 1,44 | 0,40 | |
| | 2 | | 14,0 | 1,62 | 0,45 | |
| | 2,5 | | 15,5 | 1,80 | 0,50 | |
| | 3 | | 15,0 | 1,98 | 0,55 | |
| | 3,5 | | 15,5 | 2,12 | 0,59 | |



| Ugelli Ø mm. | Pressione all'irrigat. bar | Gittata massima r/m. | Portata erogata | | Superf. m ² | Precipit. mm/h. | Disposizione ▲ | | | Disposizione ■ | | | |
|-----------------|-------------------------------|-------------------------|--------------------|--------|---------------------------|--------------------|-----------------|------------------------------|----------------------|-----------------|------------------------------|----------------------|--|
| | | | m ³ /h. | l/sec. | | | dist. max m. | superficie m ² | precipitaz. mm/h. | dist. max m. | superficie m ² | precipitaz. mm/h. | |
| 4 | 1,5 | 11,5 | 0,72 | 0,200 | 415 | 1,73 | 17-20 | 346 | 2,08 | 16 | 256 | 2,81 | |
| | 2 | 13,0 | 0,83 | 0,231 | 531 | 1,56 | 19-22 | 419 | 1,98 | 18 | 324 | 2,56 | |
| | 3 | 14,0 | 1,01 | 0,283 | 615 | 1,65 | 20-24 | 498 | 2,04 | 19 | 361 | 2,81 | |
| | 4 | 15,0 | 1,17 | 0,327 | 707 | 1,66 | 22-26 | 585 | 2,01 | 21 | 441 | 2,67 | |
| 5 | 2 | 13,0 | 1,29 | 0,361 | 531 | 2,44 | 19-22 | 419 | 3,10 | 18 | 324 | 4,02 | |
| | 3 | 14,5 | 1,59 | 0,442 | 660 | 2,41 | 21-25 | 540 | 2,94 | 20 | 400 | 3,97 | |
| | 4 | 16,0 | 1,83 | 0,511 | 804 | 2,28 | 23-27 | 630 | 2,91 | 22 | 484 | 3,59 | |
| | | | | | | | | | | | | | |
| | 5 | 17,0 | 2,05 | 0,571 | 908 | 3,04 | 25-29 | 726 | 2,82 | 24 | 576 | 3,56 | |
| 6 | 2 | 14,0 | 1,87 | 0,520 | 615 | 3,04 | 20-24 | 498 | 3,75 | 19 | 361 | 5,18 | |
| | 3 | 15,5 | 2,29 | 0,637 | 754 | 3,04 | 23-27 | 630 | 3,63 | 22 | 484 | 4,73 | |
| | 4 | 17,0 | 2,64 | 0,736 | 908 | 2,91 | 25-29 | 726 | 3,64 | 24 | 576 | 4,59 | |
| | | | | | | | | | | | | | |
| | 5 | 18,0 | 2,96 | 0,823 | 1018 | 2,90 | 27-31 | 830 | 3,56 | 25 | 625 | 4,73 | |
| 7 | 2 | 14,5 | 2,54 | 0,708 | 660 | 3,86 | 21-25 | 540 | 4,71 | 20 | 400 | 6,37 | |
| | 3 | 16,0 | 3,12 | 0,868 | 804 | 3,88 | 23-27 | 630 | 4,86 | 22 | 484 | 6,45 | |
| | 4 | 17,5 | 3,60 | 1,002 | 962 | 3,74 | 26-30 | 779 | 4,63 | 24 | 576 | 6,26 | |
| | | | | | | | | | | | | | |
| | 5 | 19,0 | 4,03 | 1,120 | 1134 | 3,55 | 28-33 | 941 | 4,28 | 27 | 729 | 5,53 | |



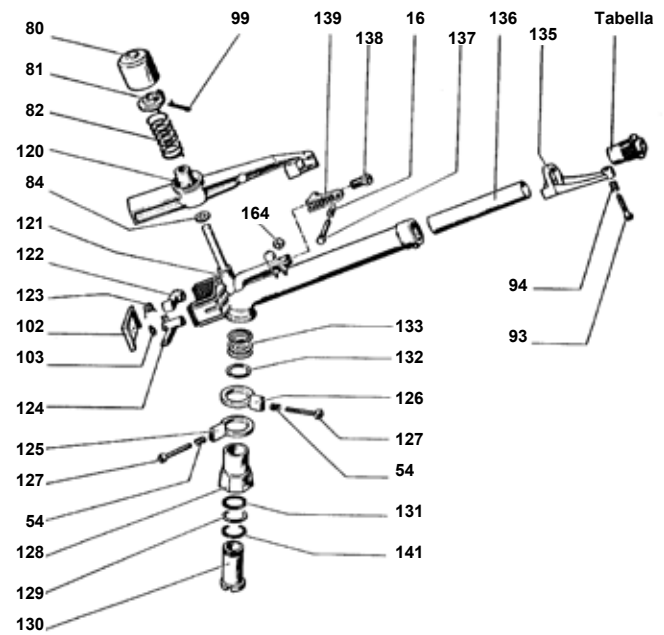
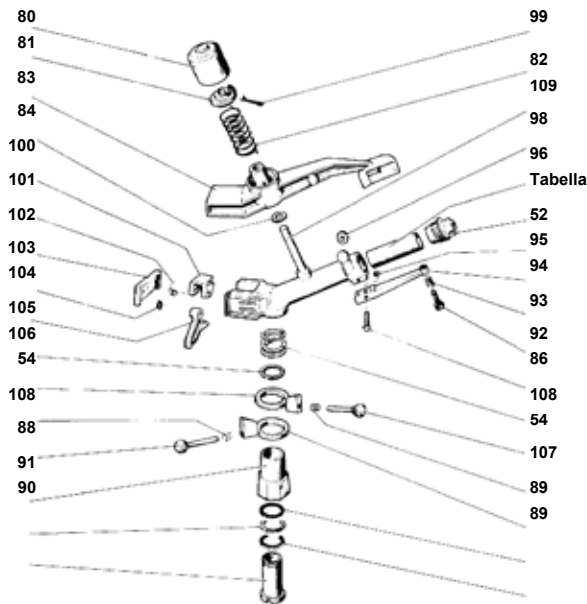
Adjustable sector brass sprinkler
Standard Ø 10 mm nozzle

| Art. | | Package | Quantity |
|-------------|---------------------|---------|----------|
| 2628 | Thread. 1" - 1/4" F | | 1 |



Adjustable sector brass sprinkler
Standard Ø 14 mm nozzle

| Art. | | Package | Quantity |
|-------------|---------------------|---------|----------|
| 2630 | Thread. 1" - 1/2" F | | 1 |



| Ø mm | Pressione all'irrigat. bar | Gittata massima r/m | Portata erogata | | Superf. m² | Precipit. mm/h | Disposizione ▲ | | | Disposizione ■ | | |
|------|----------------------------|---------------------|-----------------|-------|------------|----------------|----------------|---------------|------------------|----------------|---------------|------------------|
| | | | m³/h | l/sec | | | dist. max. m | superficie m² | precipitaz. mm/h | dist. max. m | superficie m² | precipitaz. mm/h |
| 8 | 1,5 | 15 | 2,94 | 0,816 | 706 | 4,1 | 21-25 | 540 | 5,4 | 21 | 441 | 6,6 |
| | 2 | 16,5 | 3,34 | 0,927 | 854 | 3,9 | 24-28 | 678 | 4,9 | 23 | 529 | 6,3 |
| | 3 | 19 | 4,09 | 1,136 | 1,133 | 3,6 | 28-32 | 900 | 4,5 | 26 | 676 | 6 |
| | 4 | 21,5 | 4,7 | 1,305 | 1,451 | 3,2 | 32-36 | 1156 | 4 | 30 | 900 | 5,2 |
| 9 | 1,5 | 15,5 | 3,68 | 1,022 | 754 | 4,8 | 22-26 | 576 | 6,3 | 22 | 484 | 7,6 |
| | 2 | 17 | 4,25 | 1,18 | 907 | 4,6 | 24-28 | 678 | 6,2 | 24 | 576 | 7,3 |
| | 3 | 20 | 5,22 | 1,45 | 1,256 | 4,1 | 30-34 | 1024 | 5 | 28 | 784 | 6,6 |
| | 4 | 22 | 6,06 | 1,683 | 1,519 | 3,9 | 33-38 | 1260 | 4,8 | 31 | 961 | 6,3 |
| 10 | 1,5 | 16 | 4,35 | 1,208 | 803 | 5,4 | 24-28 | 678 | 6,4 | 22 | 484 | 8,9 |
| | 2 | 18 | 5,2 | 1,444 | 1017 | 5,1 | 27-31 | 841 | 6,2 | 25 | 625 | 8,3 |
| | 3 | 20,5 | 6,37 | 1,769 | 1,319 | 4,8 | 30-35 | 1056 | 6 | 28 | 784 | 8,1 |
| | 4 | 22,5 | 7,38 | 2,05 | 1,589 | 4,6 | 33-39 | 1296 | 5,6 | 31 | 961 | 7,6 |
| 11 | 2 | 18,5 | 6,39 | 1,775 | 1074 | 5,9 | 26-32 | 841 | 7,5 | 26 | 676 | 9,4 |
| | 3 | 21 | 7,82 | 2,172 | 1384 | 5,6 | 32-36 | 1156 | 6,7 | 29 | 841 | 9,2 |
| | 4 | 23 | 9,05 | 2,513 | 1,661 | 5,4 | 34-40 | 1369 | 6,6 | 32 | 1024 | 8,8 |
| | 12 | 2 | 19 | 7,6 | 2,111 | 1133 | 6,7 | 28-32 | 900 | 8,4 | 26 | 676 |
| 3 | | 21,5 | 9,04 | 2,511 | 1,451 | 6,2 | 32-36 | 1156 | 7,8 | 30 | 900 | 10 |
| 4 | | 24 | 10,76 | 2,98 | 1,808 | 5,9 | 35-41 | 1444 | 7,4 | 34 | 1156 | 9,3 |
| 13 | | 2 | 19,5 | 8,95 | 2,486 | 1193 | 7,5 | 28-33 | 930 | 9,6 | 27 | 729 |
| | 3 | 22 | 10,7 | 2,972 | 1,519 | 7 | 35-38 | 1225 | 8,7 | 31 | 961 | 11,1 |
| | 4 | 24,5 | 12,5 | 3,472 | 1,884 | 6,6 | 35-42 | 1482 | 8,4 | 35 | 1225 | 10,2 |



















| Ø mm. | Pressione all'irrigat. bar | Gittata massima r/m | Portata erogata | | Superf. m² | Precipit. mm/h. | Disposizione ▲ | | | Disposizione ■ | | |
|-------|----------------------------|---------------------|-----------------|--------|------------|-----------------|----------------|---------------|-------------------|----------------|---------------|-------------------|
| | | | m³/h | l/sec. | | | dist. max. m | superficie m² | precipitaz. mm/h. | dist. max. m | superficie m² | precipitaz. mm/h. |
| 8 | 2 | 18,0 | 5,30 | 1,47 | 1017 | 5,21 | 27-32 | 864 | 6,13 | 24 | 576 | 9,20 |
| | 3 | 20,5 | 6,41 | 1,78 | 1319 | 4,86 | 30-34 | 1020 | 6,28 | 28 | 784 | 8,17 |
| | 4 | 23,0 | 7,63 | 2,11 | 1661 | 4,59 | 34-39 | 1326 | 5,75 | 32 | 1024 | 7,45 |
| | 5 | 24,5 | 8,75 | 2,43 | 1884 | 4,64 | 36-42 | 1512 | 5,78 | 34 | 1156 | 7,56 |
| 10 | 2 | 19,5 | 7,20 | 2,00 | 1195 | 6,02 | 29-33 | 957 | 7,52 | 27 | 729 | 9,87 |
| | 3 | 22,0 | 8,89 | 2,49 | 1519 | 5,85 | 33-38 | 1254 | 7,08 | 30 | 900 | 9,88 |
| | 4 | 24,5 | 10,12 | 2,81 | 1884 | 5,37 | 36-42 | 1512 | 6,69 | 34 | 1156 | 8,75 |
| | 5 | 27,5 | 11,60 | 3,22 | 2374 | 4,88 | 41-47 | 1927 | 6,01 | 38 | 1444 | 8,03 |
| 12 | 2 | 21,5 | 9,55 | 2,65 | 1451 | 6,58 | 32-37 | 1184 | 8,06 | 30 | 900 | 10,61 |
| | 3 | 24,0 | 11,73 | 3,25 | 1808 | 6,48 | 35-41 | 1435 | 8,17 | 33 | 1085 | 10,81 |
| | 4 | 26,5 | 13,40 | 3,72 | 2205 | 6,07 | 39-44 | 1716 | 7,80 | 37 | 1369 | 9,78 |
| | 5 | 29,0 | 14,90 | 4,13 | 2646 | 5,63 | 44-51 | 2244 | 6,63 | 39 | 1521 | 9,79 |
| 14 | 2 | 23,0 | 12,30 | 3,41 | 1661 | 7,40 | 34-39 | 1326 | 9,27 | 32 | 1024 | 12,01 |
| | 3 | 26,0 | 15,08 | 4,18 | 2122 | 7,10 | 39-44 | 1716 | 8,78 | 36 | 1296 | 11,63 |
| | 4 | 28,5 | 17,32 | 4,81 | 2550 | 6,79 | 42-48 | 2016 | 8,59 | 39 | 1521 | 11,38 |
| | 5 | 30,5 | 19,41 | 5,39 | 2920 | 6,64 | 45-52 | 2340 | 8,29 | 42 | 1764 | 11,00 |
| 16 | 2 | 25,0 | 15,70 | 4,36 | 1962 | 8,00 | 37-43 | 1591 | 9,86 | 35 | 1225 | 12,81 |
| | 3 | 28,0 | 18,95 | 5,26 | 2641 | 7,70 | 42-48 | 2016 | 9,39 | 38 | 1444 | 13,12 |
| | 4 | 30,0 | 21,85 | 6,06 | 2826 | 7,73 | 47-54 | 2288 | 9,54 | 41 | 1681 | 12,99 |
| | 5 | 32,0 | 24,35 | 6,76 | 3215 | 7,57 | 47-54 | 2538 | 9,59 | 44 | 1936 | 12,57 |
| 18 | 2 | 27,0 | 17,20 | 4,75 | 2205 | 8,40 | 40-46 | 1800 | 10,40 | 37 | 1369 | 13,31 |
| | 3 | 29,5 | 24,40 | 6,77 | 2732 | 8,93 | 44-51 | 2244 | 10,08 | 40 | 1600 | 15,25 |
| | 4 | 32,0 | 27,00 | 7,50 | 3215 | 8,39 | 47-54 | 2538 | 10,63 | 44 | 1936 | 13,94 |
| | 5 | 34,5 | 30,20 | 8,38 | 3674 | 8,21 | 51-59 | 3009 | 10,03 | 48 | 2304 | 13,10 |
| 20 | 2 | 30,0 | 19,80 | 5,49 | 2498 | 9,11 | 42-48 | 2016 | 11,11 | 40 | 1600 | 15,49 |
| | 3 | 32,0 | 30,00 | 8,33 | 3215 | 9,33 | 46-54 | 2484 | 12,07 | 44 | 1936 | 15,49 |
| | 4 | 35,0 | 33,00 | 9,16 | 3846 | 8,58 | 51-60 | 3060 | 10,78 | 49 | 2401 | 13,74 |
| | 5 | 37,5 | 36,00 | 10,00 | 4415 | 8,15 | 55-64 | 3520 | 10,22 | 52 | 2704 | 13,31 |
| 22 | 4 | 40,0 | 39,00 | 10,80 | 4899 | 7,94 | 57-68 | 3876 | 10,03 | 55 | 3025 | 12,85 |



Surface sprinklers





































































































Spare nozzles for 2624, 2626, 2628 and 2630

| Art. | | Package | Quantity |
|---------------------|-----------------------|---|----------|
| 2623/4/4.5 | Ø 4.5 mm for art.2624 |  | 10 |
| 2623/4/5.0 | Ø 5 mm for art.2624 |  | 10 |
| 2625/6/5.0 | Ø 5 mm for art.2626 |  | 10 |
| 2625/6/6.0 | Ø 6 mm for art.2626 |  | 10 |
| 2625/6/7.0 | Ø 7 mm for art.2626 |  | 10 |
| 2627/8/8.0 | Ø 8 mm for art.2628 |  | 10 |
| 2627/8/9.0 | Ø 9 mm for art.2628 |  | 10 |
| 2627/8/10.0 | Ø 10 mm for art.2628 |  | 10 |
| 2627/8/11.0 | Ø 11 mm for art.2628 |  | 10 |
| 2627/8/12.0 | Ø 12 mm for art.2628 |  | 10 |
| 2627/8/13.0 | Ø 13 mm for art.2628 |  | 10 |
| 2629/30/8.0 | Ø 8 mm for art.2630 |  | 10 |
| 2629/30/10.0 | Ø 10 mm for art.2630 |  | 10 |
| 2629/30/12.0 | Ø 12 mm for art.2630 |  | 10 |
| 2629/30/14.0 | Ø 14 mm for art.2630 |  | 10 |
| 2629/30/16.0 | Ø 16 mm for art.2630 |  | 10 |
| 2629/30/18.0 | Ø 18 mm for art.2630 |  | 10 |
| 2629/30/20.0 | Ø 20 mm for art.2630 |  | 10 |



Spare parts for surface sprinklers

| Art. | | Package | Quantity |
|------|--|---|----------|
| P1 | Cap 2624 |  | 1 |
| P2 | Calibrator 2624 |  | 1 |
| P3 | Arm washer 2624-2626 |  | 1 |
| P6 | Hexagonal body 2624 |  | 1 |
| P7 | Pin lower/upper washer 2624 |  | 1 |
| P8 | Bumper 2624 |  | 1 |
| P10 | Calibrator spring 2624 |  | 1 |
| P11 | Arm 2624 |  | 1 |
| P14 | Nozzle support 2624 |  | 1 |
| P15 | Jet-breaker support 2624 |  | 1 |
| P16 | Spring 2624-2626-2630 |  | 1 |
| P17 | Jet-breaker screw 2624 |  | 1 |
| P18 | Body spring 2624 |  | 1 |
| P19 | Pin median washer 2624 |  | 1 |
| P20 | Pin 2624 |  | 1 |
| P23 | Arm support 2624 |  | 1 |
| P24 | Body washer 2624 |  | 1 |
| P25 | Sector lever screw 2624 |  | 1 |
| P26 | Sector lever 2624 |  | 1 |
| P27 | Small box spring 2624 |  | 1 |
| P28 | Small box lid 2624 |  | 1 |
| P29 | Seeger clip 2624 |  | 1 |
| P30 | Upper release lever 2624 |  | 1 |
| P31 | Lower release lever 2624 |  | 1 |
| P41 | Cap 2626 |  | 1 |
| P42 | Calibrator 2626 |  | 1 |
| P45 | Hexagonal body 2626 |  | 1 |
| P46 | Pin lower/upper washer 2626 |  | 1 |
| P47 | Split pin 2624-2626 |  | 1 |
| P48 | Arm spring 2626 |  | 1 |
| P52 | Support nut for Range Regulator (RG) 2626-2628 |  | 1 |
| P53 | Jet-breaker support 2626 |  | 1 |
| P54 | Spring 2626-2628 |  | 1 |
| P55 | Jet-breaker screw 2626 |  | 1 |
| P56 | RG support screw 2626 |  | 1 |
| P57 | Body spring 2626 |  | 1 |
| P58 | Pin median washer 2626 |  | 1 |
| P59 | Pin 2626 |  | 1 |
| P63 | Arm support 2626 |  | 1 |
| P64 | Small box spring 2626 |  | 1 |
| P65 | Small box lid 2626 |  | 1 |
| P66 | Seeger clip 2626 |  | 1 |
| P67 | Upper release lever 2626 |  | 1 |
| P68 | Lower release lever 2626 |  | 1 |
| P69 | Body washer 2626 |  | 1 |
| P70 | Sector lever 2626 |  | 1 |
| P71 | Sector lever screw 2626 |  | 1 |
| P73 | Bumper 2626 |  | 1 |
| P74 | Arm 2626 |  | 1 |

| Art. | | Package | Quantity |
|------|--------------------------------|---|----------|
| P80 | Cap 2628-2630 |  | 1 |
| P81 | Calibrator 2628-2630 |  | 1 |
| P82 | Arm spring 2628-2630 |  | 1 |
| P83 | Arm 2628 |  | 1 |
| P84 | Arm washer 2628-2630 |  | 1 |
| P86 | Body spring 2628 |  | 1 |
| P88 | Hexagonal body 2628 |  | 1 |
| P89 | Pin lower/upper washer 2628 |  | 1 |
| P90 | Pin 2628 |  | 1 |
| P91 | Pin median washer 2628 |  | 1 |
| P92 | RG support screw 2628 |  | 1 |
| P93 | Jet-breaker screw 2628-2630 |  | 1 |
| P94 | Jet-breaker spring 2628-2630 |  | 1 |
| P95 | Jet-breaker support 2628 |  | 1 |
| P96 | Nozzle holder 2628 |  | 1 |
| P98 | Bumper 2628 |  | 1 |
| P99 | Split pin 2628-2630 |  | 1 |
| P100 | Upper release lever 2628 |  | 1 |
| P101 | Small box spring 2628 |  | 1 |
| P102 | Small box lid 2628-2630 |  | 1 |
| P103 | Seeger clip 2628-2630 |  | 1 |
| P104 | Lower release lever 2628 |  | 1 |
| P105 | Body washer 2628 |  | 1 |
| P106 | Upper sector lever 2628 |  | 1 |
| P107 | Lower sector lever 2628 |  | 1 |
| P108 | Sector lever screw 2628 |  | 1 |
| P109 | Arm support 2628 |  | 1 |
| P120 | Arm 2630 |  | 1 |
| P121 | Arm support 2630 |  | 1 |
| P122 | Upper release lever 2630 |  | 1 |
| P123 | Small box spring 2630 |  | 1 |
| P124 | Lower release lever 2630 |  | 1 |
| P125 | Lower sector lever 2630 |  | 1 |
| P126 | Upper sector lever 2630 |  | 1 |
| P127 | Sector lever screw 2630 |  | 1 |
| P128 | Hexagonal body 2630 |  | 1 |
| P129 | Body median washer 2630 |  | 1 |
| P130 | Pin 2630 |  | 1 |
| P131 | Pin upper washer 2630 |  | 1 |
| P132 | Body washer 2630 |  | 1 |
| P133 | Body spring 2630 |  | 1 |
| P135 | Large jet-breaker support 2630 |  | 1 |
| P136 | Nozzle holder 2630 |  | 1 |
| P137 | Jet-breaker screw 2630 |  | 1 |
| P138 | Small arm nozzle 2630 |  | 1 |
| P139 | Small jet-breaker support 2630 |  | 1 |
| P140 | Bumper 2630 |  | 1 |
| P141 | Pin lower washer 2630 |  | 1 |
| P144 | Straightener 2626 |  | 1 |



Cross tap with spike for sprinklers
Spike height 16 cm. Allows in-series connection

| Art. | | Package | Quantity |
|-------------|----------------|---------|----------|
| 2400 | Thread. 1/2" F | | 50 |



Sled for sprinklers, inlet with M coupling or thread. 3/4" M Thread. outlet F 1/2" Allows in-series connection

| Art. | | Package | Quantity |
|-------------|--|---------|----------|
| 2800 | | | 25 |



Ballasted sled, inlet with M coupling or thread. 3/4" M Thread. outlet F 1/2" Allows in-series connection

| Art. | | Package | Quantity |
|---------------|--|---------|----------|
| 2800/Z | | | 25 |



Tubular galvanized metal sled for sprinklers
Inlet with M coupling or thread. 3/4" F Thread. outlet 3/4" F with thread. adaptor 1/2" F

| Art. | | Package | Quantity |
|-------------|--|---------|----------|
| 2803 | | | 25 |





Aluminium tripod thread. 1/2" F
Inlet with M coupling
Height-adjustable from 30 to 90 cm

| Art. | Package | Quantity |
|-------------|---------|----------|
| 2807 | | 1 |



Galvanised iron tripod thread. 1" M and thread.adaptor 3/4" M
Inlet with Ø 25 mm barbed connector
Height-adjustable from 60 to 80 cm

| Art. | Package | Quantity |
|-------------|---------|----------|
| 2670 | | 50 |



Galvanised iron tripod thread. 1/2" F
Inlet with M coupling or thread. 1/2" F
Height 60 cm

| Art. | Package | Quantity |
|-----------------|---------|----------|
| 2670F012 | | 1 |



Galvanised iron tripod thread. 3/4" M
Inlet with M coupling or thread. 3/4" M
Height 60 cm

| Art. | Package | Quantity |
|-----------------|---------|----------|
| 2670M034 | | 1 |





VYPER

Portable hose reels, ideal for small spaces
Aluminium frame with shock-resistant resin reel and shoulder

| Art. | | Package | Quantity |
|--------------|--|---------|----------|
| 25081 | Capacity 25 m of Ø 1/2" hose or 15 m of Ø 5/8" hose | | 1 |



VYPER KIT

Equipped portable hose reels consisting of:
15 m of black-green hose Ø 1/2", adjustable hose nozzle with hose connector,
three quick connectors with hose connector, thread. 3/4" F tap connector

| Art. | | Package | Quantity |
|-----------------|--|---------|----------|
| 25081/15 | | | 1 |



BLACK VYPER

Portable hose reels, ideal for small spaces
Aluminium frame with shock-resistant resin reel and shoulder

| Art. | | Package | Quantity |
|--------------|--|---------|----------|
| 25090 | Capacity 25 m of Ø 1/2" hose or 15 m of Ø 5/8" hose | | 1 |



BLACK VYPER KIT

Equipped portable hose reels consisting of:
15 m of black-green hose Ø 1/2", adjustable hose nozzle with
hose connector, quick connector with hose connector

| Art. | | Package | Quantity |
|--------------|--|---------|----------|
| 25092 | | | 1 |



BLACK VYPER KIT PLUS

Equipped portable hose reels consisting of:
15 m of black-green hose Ø 1/2", adjustable hose nozzle with
hose connector, three quick connectors with hose connector,
thread. 3/4" F tap connector and a "connection kit" (article
2612A). Supplied assembled

| Art. | | Package | Quantity |
|--------------|--|---------|----------|
| 25094 | | | 1 |



Connection kit for cart consisting of:
1.5 m of Ø 1/2" hose with two connectors with hose connector
and thread. tap connector 3/4" F

| Art. | | Package | Quantity |
|--------------|--|---------|----------|
| 2612A | | | 1 |



Hose reel wall bracket

| Art. | | Package | Quantity |
|-------------|--|---------|----------|
| 2510 | | | 52 |





BLACK CYBER

Hose reel cart
Epoxy resin-coated metal frame
With shock-resistant resin reel and shoulders


| Art. | Package | Quantity |
|------|--|----------|
| 2519 | Capacity 50 m of Ø 1/2" hose or 35 m of Ø 5/8" hose | 1 |





CYBER


Hose reel cart
Epoxy resin-coated metal frame
With shock-resistant resin reel and shoulders

| Art. | | Package | Quantity |
|-------------|--|---|----------|
| 2516 | Capacity 50 m of Ø 1/2" hose or 35 m of Ø 5/8" hose |  | 1 |



CYBER KIT



Equipped hose reel cart consisting of:
25 m of black-green hose Ø 1/2", hose nozzle with hose
connector, three quick connectors with hose connector, thread.
3/4" F tap connector

| Art. | | Package | Quantity |
|----------------|--|---|----------|
| 9016/20 | |  | 1 |



OMEGA

Hose reel cart
Heavy duty cart with galvanised metal frame and shock-resistant reel
and shoulders, roller 3-position centre of gravity height selection

| Art. | | Package | Quantity |
|--------------|---|---|----------|
| 25073 | Capacity 90 m of Ø 1/2" hose or 65 m of Ø 5/8" hose or 40 m of Ø 3/4" hose |  | 1 |
| 25075 | Capacity 120 m of Ø 1/2" hose or 90 m of Ø 5/8" hose or 60 m of Ø 3/4" hose |  | 1 |



AKROM

Heavy duty cart with metal frame and shock-resistant resin shoulders



Rubberised wheels promote **very** smooth mobility.

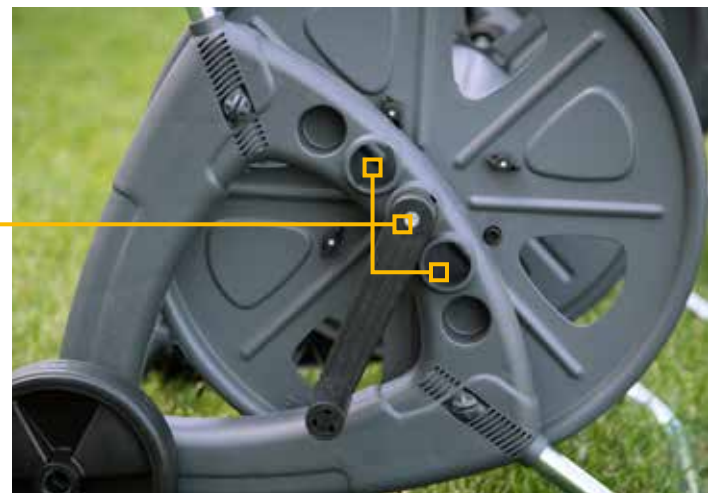
The possibility to change the height of the centre of gravity allows to increase the **stability** of the cart according to the hose to be used (diameter and length) and to facilitate rewinding.



AKROM

Hose reel cart
Galvanised metal frame, epoxy powder coated metal roller and shock-resistant resin shoulders



| Art. | | Package | Quantity |
|--------------|---|---|----------|
| 25001 | Capacity 100 m of Ø 1/2" hose or 70 m of Ø 5/8" hose or 45 m of Ø 3/4" hose |  | 1 |
| 25003 | Capacity 130 m of Ø 1/2" hose or 95 m of Ø 5/8" hose or 60 m of Ø 3/4" hose |  | 1 |





PRO


Professional high resistance hose reel cart
Epoxy powder coated metal discs and drum,
two brass M couplings for automatic connectors and
rubberised plastic wheels

| Art. | | Package | Quantity |
|-------------|------------------------------|---|----------|
| 2500 | Capacity 50 m of Ø 1/2" hose |  | 1 |
| 2505 | Capacity 80 m of Ø 1/2" hose |  | 1 |



PRO PLUS

Professional high resistance hose reel cart
Epoxy powder coated metal discs and drum,
two brass M couplings for automatic connectors and
pneumatic wheels

| Art. | | Package | Quantity |
|--------------|------------------------------|---|----------|
| 25063 | Capacity 80 m of Ø 3/4" hose |  | 1 |





ROLL-MATIK

Automatic wall hose reel
 With "soft return" rewinding and 180° adjustable wall mounting bracket
 Complete with hose, adjustable hose nozzle and quick connectors with tap connector
 Burst pressure at 20°C: 24 bar
 Operating pressure at 20°C: 8 bar

| Art. | | Package | Quantity |
|-------------|-----------------------------|---------|----------|
| 1900 | With 20 m Ø 13 x 15 mm hose | | 1 |
| 1906 | With 30 m Ø 13 x 15 mm hose | | 1 |



ROLL-BOX

Portable hose reel
 With 18 m of hose Ø 10 x 14.5 mm, adjustable hose nozzle M coupling, quick couplings with hose connector and thread. tap connector 3/4" F
 Burst pressure at 20°C: 24 bar
 Operating pressure at 20°C: 6 bar

| Art. | | Package | Quantity |
|-------------|----------------------|---------|----------|
| 1905 | Size 33 x 13 x 38 cm | | 8 |



ROLLO

Portable hose reel
 Supplied with flat hose, connectors and adjustable hose nozzle
 Burst pressure at 20°C: 24 bar
 Operating pressure at 20°C: 6 bar
 Size 26 x 4 x 31 cm

| Art. | | Package | Quantity |
|-------------|-------------------------------|---------|----------|
| 1902 | Rollo 10, with 10 m flat hose | | 12 |
| 1903 | Rollo 15, with 15 m flat hose | | 12 |
| 1904 | Rollo 20, with 20 m flat hose | | 12 |



Spare hoses for ROLLO

| Art. | | Package | Quantity |
|-------------|----------------------------------|---------|----------|
| 1930 | 10 m for Rollo 10 (article 1902) | | 10 |
| 1935 | 15 m for Rollo 15 (article 1903) | | 10 |
| 1940 | 20 m for Rollo 20 (article 1904) | | 10 |

SURFLEX

6-layer mesh and wired **hose**, high quality material, **non-toxic**, excellent resistance to twisting e blockage. Thanks to the polyester mesh and braiding it is highly resistant to pressure. Highly resistant to frost and high temperatures (-20°C. +60°C.). The **anti-algae and anti-UV coating** make it extraordinarily durable. Outer surface made with **"soft touch" PVC**, silver-red colour



| Diametro | Pressione di scoppio a 20°C | Pressione di esercizio a 20°C |
|------------------|-----------------------------|-------------------------------|
| 1/2" 12,5x17 mm. | 45 bar | 15 bar |
| 5/8" 15x20 mm. | 40 bar | 13 bar |
| 3/4" 19x25 mm. | 30 bar | 10 bar |
| 1" 25x32 mm. | 27 bar | 9 bar |

| Art. | | Package | Quantity |
|---------------|---------------------|---------|----------|
| 211215 | Ø 1/2", length 15 m | ⊙ | 1 |
| 211225 | Ø 1/2", length 25 m | ⊙ | 1 |
| 211250 | Ø 1/2", length 50 m | ⊙ | 1 |
| 211515 | Ø 5/8", length 15 m | ⊙ | 1 |
| 211525 | Ø 5/8", length 25 m | ⊙ | 1 |
| 211550 | Ø 5/8", length 50 m | ⊙ | 1 |
| 211925 | Ø 3/4", length 25 m | ⊙ | 1 |
| 211950 | Ø 3/4", length 50 m | ⊙ | 1 |

EXKLUSIVE

5-layer twist-resistant mesh and wired **hose**, white on the inside, **non-toxic**, **anti-algae layer and anti-UV treatment**. Extreme flexibility and excellent resistance to frost and high temperatures (-20° C + 60° C). Yellow-black external coating



| Diametro | Pressione di scoppio a 20°C | Pressione di esercizio a 20°C |
|------------------|-----------------------------|-------------------------------|
| 1/2" 12,5x17 mm. | 30 bar | 10 bar |
| 5/8" 15x20 mm. | 24 bar | 8 bar |
| 3/4" 19x25 mm. | 24 bar | 8 bar |
| 1" 25x32 mm. | 24 bar | 8 bar |

| Art. | | Package | Quantity |
|---------------|---------------------|---------|----------|
| 201215 | Ø 1/2", length 15 m | ⊙ | 1 |
| 201225 | Ø 1/2", length 25 m | ⊙ | 1 |
| 201250 | Ø 1/2", length 50 m | ⊙ | 1 |
| 201515 | Ø 5/8", length 15 m | ⊙ | 1 |
| 201525 | Ø 5/8", length 25 m | ⊙ | 1 |
| 201550 | Ø 5/8", length 50 m | ⊙ | 1 |
| 201925 | Ø 3/4", length 25 m | ⊙ | 1 |
| 201950 | Ø 3/4", length 50 m | ⊙ | 1 |
| 202525 | Ø 1", length 25 m | ⊙ | 1 |
| 202550 | Ø 1", length 50 m | ⊙ | 1 |

DOMINO

4-layer twist-resistant mesh and wired **hose**, white on the inside, **non-toxic, anti-algae layer and anti-UV treatment.**

Flexible, durable and particularly resistant to frost and high temperatures (-20° C + 60° C). Yellow-black external coating



| Diametro | Pressione di scoppio a 20°C | Pressione di esercizio a 20°C |
|------------------|-----------------------------|-------------------------------|
| 1/2" 12,5x17 mm. | 30 bar | 10 bar |
| 5/8" 15x20 mm. | 24 bar | 8 bar |
| 3/4" 19x25 mm. | 24 bar | 8 bar |
| 1" 25x32 mm. | 24 bar | 8 bar |

| Art. | | Package | Quantity |
|---------------|---------------------|---------|----------|
| 221215 | Ø 1/2", length 15 m | ⊙ | 1 |
| 221225 | Ø 1/2", length 25 m | ⊙ | 1 |
| 221250 | Ø 1/2", length 50 m | ⊙ | 1 |
| 221515 | Ø 5/8", length 15 m | ⊙ | 1 |
| 221525 | Ø 5/8", length 25 m | ⊙ | 1 |
| 221550 | Ø 5/8", length 50 m | ⊙ | 1 |
| 221925 | Ø 3/4", length 25 m | ⊙ | 1 |
| 221950 | Ø 3/4", length 50 m | ⊙ | 1 |
| 222525 | Ø 1", length 25 m | ⊙ | 1 |
| 222550 | Ø 1", length 50 m | ⊙ | 1 |

AXO

3-layer braided **hose**, black PVC on the inside **anti-algae and anti-UV treatment.**

Resistant to frost and high temperatures (-15°C. +60°C.). Green-black external coating



| Diametro | Pressione di scoppio a 20°C | Pressione di esercizio a 20°C |
|------------------|-----------------------------|-------------------------------|
| 1/2" 12,5x17 mm. | 30 bar | 10 bar |
| 5/8" 15x20 mm. | 30 bar | 10 bar |
| 3/4" 19x25 mm. | 24 bar | 8 bar |
| 1" 25x32 mm. | 24 bar | 8 bar |

| Art. | | Package | Quantity |
|---------------|---------------------|---------|----------|
| 261215 | Ø 1/2", length 15 m | ⊙ | 1 |
| 261225 | Ø 1/2", length 25 m | ⊙ | 1 |
| 261250 | Ø 1/2", length 50 m | ⊙ | 1 |
| 261515 | Ø 5/8", length 15 m | ⊙ | 1 |
| 261525 | Ø 5/8", length 25 m | ⊙ | 1 |
| 261550 | Ø 5/8", length 50 m | ⊙ | 1 |
| 261925 | Ø 3/4", length 25 m | ⊙ | 1 |
| 261950 | Ø 3/4", length 50 m | ⊙ | 1 |
| 262525 | Ø 1", length 25 m | ⊙ | 1 |
| 262550 | Ø 1", length 50 m | ⊙ | 1 |

ROYAL KIT WITH HOSE NOZZLE

3-layer braided **hose**,
black PVC on the inside
anti-algae and anti-UV treatment.
Resistant to frost
and high temperatures (-15°C. +60°C.).
Complete with thread. tap connector 3/4" F,
two quick connectors with hose connector
and adjustable hose nozzle.
Red external coating



ROYAL KIT WITH JUNIOR GUN

3-layer braided **hose**,
black PVC on the inside
anti-algae and anti-UV treatment.
Resistant to frost
and high temperatures (-15°C. +60°C.).
Complete with thread. tap connector 3/4" F,
two quick connectors with hose connector,
and JUNIOR gun with adjustable hose nozzle.
Red external coating



| Diametro | Pressione di scoppio a 20°C | Pressione di esercizio a 20°C |
|------------------|-----------------------------|-------------------------------|
| 1/2" 12,5x17 mm. | 30 bar | 10 bar |
| 5/8" 15x20 mm. | 30 bar | 10 bar |
| 3/4" 19x25 mm. | 24 bar | 8 bar |
| 1" 25x32 mm. | 24 bar | 8 bar |



| Diametro | Pressione di scoppio a 20°C | Pressione di esercizio a 20°C |
|------------------|-----------------------------|-------------------------------|
| 1/2" 12,5x17 mm. | 30 bar | 10 bar |
| 5/8" 15x20 mm. | 30 bar | 10 bar |
| 3/4" 19x25 mm. | 24 bar | 8 bar |
| 1" 25x32 mm. | 24 bar | 8 bar |



| Art. | | Package | Quantity |
|----------------|---------------------|---------|----------|
| 241210K | Ø 1/2", length 10 m | ⊙ | 1 |
| 241215K | Ø 1/2", length 15 m | ⊙ | 1 |
| 241220K | Ø 1/2", length 20 m | ⊙ | 1 |

| Art. | | Package | Quantity |
|-----------------|---------------------|---------|----------|
| 241215KP | Ø 1/2", length 15 m | ⊙ | 1 |





SPIRAL HOSE KIT

Hose kit Ø 10 mm in polyurethane, with quick connectors, thread. tap connector 3/4" F and adjustable hose nozzle
 Burst pressure: 24 bar
 Operating pressure: 6 bar

| Art. | | Package | Quantity |
|--------------|-------------------|---------|----------|
| 18075 | Max length 7.5 m | | 16 |
| 18125 | Max length 12.5 m | | 16 |



IRRIVER SPRING

Extensible hose, extends up to 3 times its initial length
 Complete with 7-function multi-jet gun, two quick connectors and thread. tap connector 3/4" F
 External coating in polyester fabric

| Art. | | Package | Quantity |
|----------------|------------------|---------|----------|
| 1018150 | 5-15 m extension | | 12 |



EXTENSIBLE HOSE

Supplied with adjustable hose nozzle, two quick connectors, barbed connector thread. 3/4" F and thread. adaptor 1/2" F
 The hose starts to expand at 1.5 bar pressure and with a maximum of 3 bar it expands up to three times its initial length
 Internal material double layer in 100% natural virgin latex, external covering in polyester fabric
 Burst pressure: 15 bar
 Practical transportable briefcase

| Art. | | Package | Quantity |
|--------------|----------------------|---------|----------|
| 18150 | 5-15 m extension | | 6 |
| 18175 | 7.5-22.5 m extension | | 6 |



Wall-mounted display for hoses per metre

| Art. | | Package | Quantity |
|------------------|---|---------|----------|
| 2724 | | | 1 |
| 2010120 | Transparent non-toxic wired hose Ø 10 x 16 mm, 120 m long | | 1 |
| 2013080 | Transparent non-toxic wired hose Ø 13 x 19 mm, 80 m long | | 1 |
| 2016065 | Transparent non-toxic wired hose Ø 16 x 22 mm, 65 m long | | 1 |
| 2019045 | Transparent non-toxic wired hose Ø 19 x 26 mm, 45 m long | | 1 |
| 2105350 | Transparent non-toxic wired hose Ø 5 x 8 mm, 350 m long | | 1 |
| 2110140 | Transparent non-toxic wired hose Ø 10 x 14 mm, 140 m long | | 1 |
| 2112090 | Transparent non-toxic wired hose Ø 12 x 17 mm, 90 m long | | 1 |
| 2206110AN | Black compressed air hose Ø 6x12 mm, 110 m long | | 1 |
| 2208120GA | Blue gas hose Ø 8 x 13 mm, 120 m long | | 1 |
| 2225036 | Spiral hose for pumps internal Ø 25 mm, 36 m long | | 1 |
| 2315070G | Yellow 4-layer mesh hose Ø 15 x 19 mm, 70m long | | 1 |
| 2319050G | Yellow 4-layer mesh hose Ø 19 x 25 mm, 50 m long | | 1 |
| 2325030G | Yellow 4-layer mesh hose Ø 25 x 32 mm, 30 m long | | 1 |
| 2315070V | Green 4-layer mesh hose Ø 15 x 19, 70 m long | | 1 |
| 2319050V | Green 4-layer mesh hose Ø 19 x 25 mm, 50 m long | | 1 |
| 2315075A | Orange 3-layer mesh hose Ø 15 x 20 mm, 75 m long | | 1 |
| 2319050A | Orange 3-layer mesh hose Ø 19 x 25 mm, 50 m long | | 1 |



Tape Ø 16 mm 100 m pack, pitch 20 cm
 Rated flow-rate of each dripper 1.5 L/h
 Operating pressure between 0.4 and 1,2 bar

| Art. | Package | Quantity |
|--------------------|---------|----------|
| 2485.100P20 | | 1 |



| Portata nominale di ogni gocciolatore. | | | |
|--|---|---|-----|
| bar | 1 | 2 | 3 |
| l/h. | 2 | 3 | 3,5 |

Dripper flap Ø 16 mm, pitch 30 cm
 Rated flow-rate of each dripper 2 l/h at 1 bar

| Art. | Package | Quantity |
|-------------------------|---------|----------|
| 2486 Length 25 m | | 1 |
| 2487 Length 50 m | | 1 |



| Portata nominale di ogni gocciolatore. | | | |
|--|---|---|---|
| bar | 1 | 2 | 3 |
| l/h. | 2 | 2 | 2 |

Pressure compensating dripper flap Ø 16 mm, pitch 30 cm
 Rated flow-rate of each dripper 2 l/h at 1 bar

| Art. | Package | Quantity |
|------------------------------|---------|----------|
| 2486/50MB Length 50 m | | 1 |



Connector and plug kit for Ø 16 mm dripper hose (codes 2486 and 2487)

| Art. | Package | Quantity |
|---------------|---------|----------|
| 281605 | | 10 |



Dripper flap Ø 20 mm, pitch 30 cm
 Rated flow-rate of each dripper 2 l/h at 1 bar

| Art. | Package | Quantity |
|---------------------------|---------|----------|
| 262025 Length 25 m | | 1 |
| 262050 Length 50 m | | 1 |



2490

| bar | 1 | 2 | 3 | 4 | 5 |
|--------|---|-----|-----|----|------|
| l/min. | 2 | 5,5 | 11 | 16 | 20,5 |
| r/m. | 1 | 2 | 2,5 | 3 | 3,5 |

2492

| bar | 1 | 2 | 3 | 4 | 5 |
|--------|-----|-----|----|-----|------|
| l/min. | 4 | 9 | 14 | 19 | 23,5 |
| r/m. | 0,5 | 1,5 | 2 | 2,5 | 3 |

MICROFOR triple sprinkler hose with M coupling

| Art. | Package | Quantity |
|---------------------------|---------|----------|
| 2490 Length 7,50 m | | 1 |
| 2492 Length 15 m | | 1 |



Porous pipe 15 m Ø 16 mm for gradual water release, ideal for maintaining the right soil moisture
Maximum operating pressure: 3 bar

| Art. | Package | Quantity |
|-------------|---------|----------|
| 5448 | | 1 |



Porous pipe kit (Art. 5448) consisting of plug and M coupling with hose connector

| Art. | Package | Quantity |
|--------------|---------|----------|
| 2496S | | 25 |



Ø 6 mm PVC capillary pipe

| Art. | Package | Quantity |
|-------------|-------------|----------|
| 5432 | Length 20 m | 1 |



PN6 non-toxic polyethylene supply pipe

| Art. | Package | Quantity |
|-------------|----------------------|----------|
| 5441 | Ø 16 mm, length 15 m | 1 |
| 5442 | Ø 16 mm, length 25 m | 1 |
| 5444 | Ø 20 mm, length 25 m | 1 |
| 4180 | Ø 25 mm, length 25 m | 1 |
| 4181 | Ø 32 mm, length 50 m | 1 |





In-line connector for supply pipe

| Art. | | Package | Quantity |
|-----------------|----------------------------|---------|----------|
| 5102 | Ø 16 mm in 4-piece blister | | 10 |
| 5102.10 | Ø 16 mm in 10-piece bag | | 1 |
| 5102.100 | Ø 16 mm in 100-piece bag | | 5 |
| 5106 | Ø 20 mm in 2-piece blister | | 10 |
| 5106.10 | Ø 20 mm in 10-piece bag | | 1 |
| 5106.100 | Ø 20 mm in 100-piece bag | | 5 |



90° connector for mm supply pipe

| Art. | | Package | Quantity |
|-----------------|----------------------------|---------|----------|
| 5180 | Ø 16 mm in 4-piece blister | | 10 |
| 5180.10 | Ø 16 mm in 10-piece bag | | 1 |
| 5180.100 | Ø 16 mm in 100-piece bag | | 5 |
| 5182 | Ø 20 mm in 4-piece blister | | 10 |
| 5182.10 | Ø 20 mm in 10-piece bag | | 1 |
| 5182.100 | Ø 20 mm in 100-piece bag | | 5 |



Thread. elbow fitting 1/2" M
Ideal for placing pop-ups in hard-to-reach areas

| Art. | | Package | Quantity |
|----------------|---|---------|----------|
| 4162 | Ø 16 mm barbed connector in 2-piece blister | | 10 |
| 4162.10 | Ø 16 mm barbed connector in 10-piece bag | | 1 |
| 4166 | Ø 20 mm barbed connector in 2-piece blister | | 10 |



Barbed Tee connector for supply pipe

| Art. | | Package | Quantity |
|-----------------|----------------------------|---------|----------|
| 5280 | Ø 16 mm in 4-piece blister | | 10 |
| 5280.10 | Ø 16 mm in 10-piece bag | | 1 |
| 5280.100 | Ø 16 mm in 100-piece bag | | 5 |
| 5282 | Ø 20 mm in 2-piece blister | | 10 |
| 5282.10 | Ø 20 mm in 10-piece bag | | 1 |
| 5282.100 | Ø 20 mm in 100-piece bag | | 4 |



Barbed Tee connector for Ø 20-16-20 mm supply pipe

| Art. | | Package | Quantity |
|-----------------|--------------------|---------|----------|
| 5284 | In 2-piece blister | | 10 |
| 5284.100 | In 100-piece bag | | 4 |



Barbed Tee connector for Ø 20 mm supply pipe and Ø 1/2" M connector

| Art. | | Package | Quantity |
|----------------|--------------------|---------|----------|
| 4167 | In 2-piece blister | | 10 |
| 4167.10 | In 10-piece bag | | 1 |



90° elbow fitting for Ø 6 mm capillary pipe

| Art. | | Package | Quantity |
|-----------------|------------------|---------|----------|
| 5178 | 10-piece blister | | 10 |
| 5178.10 | In 10-piece bag | | 1 |
| 5178.100 | In 100-piece bag | | 5 |



Barbed Tee connector for Ø 6 mm capillary pipe

| Art. | | Package | Quantity |
|-----------------|------------------|---------|----------|
| 5278 | 10-piece blister | | 10 |
| 5278.10 | In 10-piece bag | | 1 |
| 5278.100 | In 100-piece bag | | 5 |



Cross barbed connector for Ø 6 mm capillary pipe

| Art. | | Package | Quantity |
|-----------------|------------------|---------|----------|
| 5279 | 10-piece blister | | 10 |
| 5279.10 | In 10-piece bag | | 1 |
| 5279.100 | In 100-piece bag | | 5 |



Hose clamp for Ø 16 mm supply pipe

| Art. | | Package | Quantity |
|-----------------|------------------|---------|----------|
| 5436 | 10-piece blister | | 10 |
| 5436.100 | In 100-piece bag | | 5 |



End-plug for supply pipe with opening screw for pipe discharge

| Art. | | Package | Quantity |
|-------------|------------------|---------|----------|
| 5470 | For Ø 16 mm hose | | 10 |
| 5474 | For Ø 20 mm hose | | 10 |





90° elbow fitting for PE hose

| Art. | | Package | Quantity |
|---------------|--------------|---------|----------|
| 370.16 | Ø 16 x 16 mm | | 50 |
| 370.20 | Ø 20 x 20 mm | | 50 |



Thread. 90° elbow fitting 1/2" M for PE hose

| Art. | | Package | Quantity |
|-------------------|---------|---------|----------|
| 372.16012M | Ø 16 mm | | 50 |



In line fitting for PE hose

| Art. | | Package | Quantity |
|---------------|--------------|---------|----------|
| 373.16 | Ø 16 x 16 mm | | 50 |



Connector for PE hose

| Art. | | Package | Quantity |
|-------------------|--|---------|----------|
| 374.16012M | Thread. connector 1/2" M For Ø 16 mm hose | | 50 |
| 374.16034M | Thread. connector 3/4" M For Ø 16 mm hose | | 50 |
| 374.20012M | Thread. connector 1/2" M For Ø 20 mm hose | | 50 |
| 374.20034M | Thread. connector 3/4" M For Ø 20 mm hose | | 50 |



Connector for Ø 16 mm Tape

| Art. | | Package | Quantity |
|-------------------|--------------------------|---------|----------|
| 474.16012M | Thread. connector 1/2" M | | 50 |
| 474.16034M | Thread. connector 3/4" M | | 50 |



Barbed Tee connector for PE hose

| Art. | | Package | Quantity |
|-------------------|----------------------------|---------|----------|
| 378.16012M | Ø 16 mm x 1/2" M x Ø 16 mm | | 50 |



Connector with hose clamp ring nut for PE hose

| Art. | | Package | Quantity |
|-------------------|--|---------|----------|
| 375.16012M | Thread. connector 1/2" M For Ø 16 mm hose | | 50 |
| 375.16034M | Thread. connector 3/4" M For Ø 16 mm hose | | 50 |
| 375.20034M | Thread. connector 1/2" M For Ø 20 mm hose | | 50 |



Thread. connector 3/4" F with hose clamp ring nut for PE hose

| Art. | | Package | Quantity |
|-------------------|---------|---------|----------|
| 375.16034F | Ø 16 mm | | 50 |



Barbed Tee connector for PE hose

| Art. | | Package | Quantity |
|---------------|-------------------|---------|----------|
| 378.16 | Ø 16 x 16 x 16 mm | | 50 |
| 378.20 | Ø 20 x 20 x 20 mm | | 50 |



Plug for PE hose

| Art. | | Package | Quantity |
|---------------|---------|---------|----------|
| 379.16 | Ø 16 mm | | 50 |
| 379.20 | Ø 20 mm | | 50 |



90° elbow fitting for Tape

| Art. | | Package | Quantity |
|---------------|---------|---------|----------|
| 470.16 | Ø 16 mm | | 50 |



In line fitting for Tape

| Art. | | Package | Quantity |
|---------------|---------|---------|----------|
| 473.16 | Ø 16 mm | | 50 |



Barbed Tee Connector for Tape

| Art. | | Package | Quantity |
|---------------|-------------------|---------|----------|
| 478.16 | Ø 16 x 16 x 16 mm | | 50 |



Joint with gasket for Tape

| Art. | | Package | Quantity |
|----------------|---------|---------|----------|
| 469.16G | Ø 16 mm | | 50 |



Connector with hose connector and ring nut for Ø 16 mm Tape

| Art. | | Package | Quantity |
|-------------------|----------------|---------|----------|
| 475.16012F | Thread. 1/2" F | | 50 |
| 475.16034F | Thread. 3/4" F | | 50 |



Tap with barbed connector for Tape

| Art. | | Package | Quantity |
|----------------|---------|---------|----------|
| 380.16T | Ø 16 mm | | 50 |




Tap with barbed connector for PE hose

| Art. | | Package | Quantity |
|---------------|--------------|---------|----------|
| 380.16 | Ø 16 x 16 mm | | 50 |
| 380.20 | Ø 20 x 20 mm | | 50 |



Thread. tap 1/2" M and hose connector for PE hose

| Art. | | Package | Quantity |
|-------------------|-------------|---------|----------|
| 381.16012M | Ø 16 mm PN4 | | 25 |





Weekly Electronic Water Timer
 Flow-rate up to 25 l/min
 Operating pressure between 0.6 and 6 bar
 Direct application to threaded tap Ø 3/4" M or 1" M
 10 different irrigation times:
 5, 10 or 30 seconds, 1, 10, 20, 30, 40, 50 or 60 minutes
 11 different irrigation frequencies:
 1, 3 or 5 minutes, 1, 2, 6, 12, 24, 48 or 72 hours, 24/7
 Possibility of delaying the first irrigation
 by 1 to 23 hours
 Possibility of suspending/reactivating the irrigation programme
 The solenoid valve shuts automatically when the battery
 is running low
 Powered by 6LR61-9V alkaline battery (not included)
 8-month battery life with new battery
 Supplied with M coupling and instructions for correct use

| Art. | Package | Quantity |
|-------------|---------|----------|
| 5595 | | 40 |



Electronic water timer with display
 Flow rate up to 30 L/min - Operating pressure 1.5 to 7 bar
 Direct application to threaded tap Ø 3/4" M or 1" M
 Scheduling watering frequency: from 1 minute to 59 minutes,
 minute by minute, from 1 hour to 23 hours, hour by hour,
 from 1 day to 99 days or day by day
 Scheduling watering duration 5 seconds to 59 seconds,
 second by second, 1 minute to 59 minutes,
 minute by minute, 1 hour to 99 hours, hour by hour
 "Rain-Stop" function to suspend the entire irrigation
 programme
 Powered by 6LR61-9V alkaline battery (not included)
 8-month battery life with new battery
 Supplied with M coupling and instructions for correct use

| Art. | Package | Quantity |
|-------------|---------|----------|
| 5598 | | 12 |



PRO 15 Electronic water timer
 Flow-rate up to 40 L/min
 Operating pressure between 0.6 and 6 bar
 Direct application to Ø 3/4" M tap
 Simplified programming with just two keys
 15 pre-set irrigation programmes:
 3 min every 6 hours,
 5 min / 10 min / 30 min every 12 hours
 5 min / 15 min / 30 min / 60 min every 24 hours
 10 min / 30 min / 60 min every 48 hours
 30 min / 60 min every 72 hours
 60 min / 120 min every week
 Possibility of delaying the first irrigation by 1 to 23 hours
 The solenoid valve shuts automatically when the battery
 is running low
 Powered by 6LR61-9V alkaline battery (not included)
 8-month battery life with new battery
 Supplied with M coupling and instructions for correct use

| Art. | Package | Quantity |
|-------------|---------|----------|
| 5575 | | 6 |



MASTER Weekly electronic water timer
 Liquid crystals graphic display
 Flow-rate up to 40 L/min
 Operating pressure between 0.6 and 6 bar
 Direct application to Ø 3/4" M tap
 Guided easy programming through four keys only
 Total watering duration between 1 minute and 23 hours and 59
 minutes, set with independent start and stop times
 Watering frequency from 1 to 4 times a day,
 from 1 to 7 days a week
 Manual starts and stops independent from the scheduled water-
 ing
 Safety device for ensuring water supply is stopped when the
 battery is almost discharged
 Powered by 6LR61-9V alkaline battery (not included)
 8-month battery life with new battery
 Supplied with M coupling and instructions for correct use

| Art. | Package | Quantity |
|-------------|---------|----------|
| 5580 | | 6 |





Connector

Mechanical water timer
 Flow-rate up to 37 l/min
 Operating pressure between 0.6 and 6 bar
 Direct connection on thread, 3/4" M tap
 Very easy to programme with just a single knob
 Watering duration between 10 and 120 minutes
 M coupling included

| Art. | Package | Quantity |
|-------------|---|----------|
| 5590 |  | 10 |

Rain sensor with hygroscopic disks
 Sensitivity: Rain precipitation from 3 to 26 mm
 Max. interruption current 3A - 24V
 Cable length 7.5 m

| Art. | Package | Quantity |
|--------------|---|----------|
| 40211 | For water timers art 5575 and 5580, with terminal connector for connection to the water timer  | 1 |
| 40212 | For multi-zone water timers without terminal connector  | 1 |





Tap connector with rotating ring nut thread. 3/4" F, with filter and barbed connector

| Art. | | Package | Quantity |
|-------------|---------------------------|---------|----------|
| 5239 | For Ø 6 mm capillary pipe | | 10 |



Tap connector with rotating ring nut thread. 3/4" F, with filter and barbed connector

| Art. | | Package | Quantity |
|-------------|-------------------------------|---------|----------|
| 5240 | For Ø 16 or 20 mm supply pipe | | 10 |



Pressure reducer inlet thread. 3/4" F and outlet thread. 3/4" M
Pressure at outlet 1 bar
Flow-rate up to 25 l/min

| Art. | | Package | Quantity |
|-------------|--|---------|----------|
| 5505 | | | 10 |



31 cm spike with 30 cm riser for micro-sprinklers

| Art. | | Package | Quantity |
|-------------|--|---------|----------|
| 5302 | | | 10 |



Spike support for Ø 6 mm capillary pipe

| Art. | | Package | Quantity |
|-----------------|---------------------|---------|----------|
| 5422 | In 10-piece blister | | 10 |
| 5422.100 | In 100-piece bag | | 1 |



Support stake for Ø 16 or Ø 20 mm supply pipe

| Art. | | Package | Quantity |
|-----------------|---------------------|---------|----------|
| 5424 | In 10-piece blister | | 10 |
| 5424.100 | In 100-piece bag | | 1 |



Tool for drilling

| Art. | Package | Quantity |
|-------------|---------|----------|
| 5396 | | 10 |



Emitter for micro-sprinklers for Ø 6 mm capillary pipe
To be used on PE Ø 16 or 20 mm hose

| Art. | Package | Quantity |
|-----------------|---------------------|----------|
| 5394 | In 20-piece blister | 20 |
| 5394.100 | In 100-piece bag | 5 |



Plug for closing emitter hole

| Art. | Package | Quantity |
|-------------|---------|----------|
| 5484 | | 10 |



| bar | 1 | 2 | 3 |
|------|------|------|------|
| l/h. | 0-16 | 0-21 | 0-26 |

Flow-rate regulator for Ø 6 mm capillary pipe

| Art. | Package | Quantity |
|-----------------|---------------------|----------|
| 5412 | In 10-piece blister | 10 |
| 5412.100 | In 100-piece bag | 5 |



| bar | 1 | 2 | 2,5 |
|------|-------|-------|-------|
| l/h. | 0-77 | 0-105 | 0-119 |
| r/m. | 0-2,9 | 0-3,5 | 0-3,7 |

Micro-sprinkler with 18 jets, 360° adjustable flow rate
For Ø 16 or 20 mm supply pipe or riser

| Art. | Package | Quantity |
|-----------------|---------------------|----------|
| 5320 | In 10-piece blister | 10 |
| 5320.10 | In 10-piece bag | 1 |
| 5320.100 | In 100-piece bag | 5 |



| bar | 1 | 2 | 2,5 |
|------|-------|-------|-------|
| l/h. | 0-77 | 0-105 | 0-119 |
| r/m. | 0-2,5 | 0-3,2 | 0-3,5 |

Blade micro-sprinkler 180° adjustable flow rate
For Ø 16 or 20 mm supply pipe or riser

| Art. | Package | Quantity |
|-----------------|---------------------|----------|
| 5322 | In 10-piece blister | 10 |
| 5322.10 | In 10-piece bag | 1 |
| 5322.100 | In 100-piece bag | 5 |



| | | | |
|------|-------|-------|-------|
| bar | 1 | 1,5 | 2 |
| l/h. | 0-40 | 0-50 | 0-60 |
| Ø/m. | 0-0,5 | 0-0,6 | 0-0,8 |

360° sprinkler on spike,
8 jets with adjustable range for Ø 6 mm capillary pipe

| Art. | | Package | Quantity |
|-----------------|--------------------|---------|----------|
| 5364 | In 5-piece blister | | 10 |
| 5364.10 | In 10-piece bag | | 1 |
| 5364.100 | In 100-piece bag | | 1 |



| | | | |
|------|--------|-------|-------|
| bar | 1 | 1,5 | 2 |
| l/h. | 0,35 | 0,45 | 0,55 |
| r/m. | 0-0,25 | 0-0,3 | 0-0,4 |

180° sprinkler on spike,
5 jets with adjustable range for Ø 6 mm capillary pipe

| Art. | | Package | Quantity |
|-----------------|--------------------|---------|----------|
| 5366 | In 5-piece blister | | 10 |
| 5366.10 | In 10-piece bag | | 1 |
| 5366.100 | In 100-piece bag | | 1 |



| | | |
|------|-----|-----|
| bar | 1 | 1,5 |
| l/h. | 101 | 123 |
| Ø/m. | 2,2 | 2,3 |

360° micro-sprinkler for Ø 16 and 20 mm supply pipe

| Art. | | Package | Quantity |
|-----------------|---------------------|---------|----------|
| 5370 | In 10-piece blister | | 10 |
| 5370.100 | In 100-piece bag | | 1 |



| | | |
|------|-----|-----|
| bar | 1 | 1,5 |
| l/h. | 51 | 63 |
| r/m. | 1,1 | 1,3 |

180° micro-sprinkler for Ø 16 and 20 mm supply pipe

| Art. | | Package | Quantity |
|-----------------|---------------------|---------|----------|
| 5372 | In 10-piece blister | | 10 |
| 5372.100 | In 100-piece bag | | 1 |



| | | |
|------|-----|-----|
| bar | 1 | 1,5 |
| l/h. | 24 | 29 |
| r/m. | 1,0 | 1,1 |

90° micro-sprinkler for Ø 16 and 20 mm supply pipe

| Art. | | Package | Quantity |
|-----------------|---------------------|---------|----------|
| 5374 | In 10-piece blister | | 10 |
| 5374.100 | In 100-piece bag | | 1 |



Adjustable dripper, between 0 and 7 l/h
for Ø 6 mm capillary pipe, Ø 16 and 20 mm supply pipe
It can be installed for in-line and end-line use

| Art. | | Package | Quantity |
|-----------------|---------------------|---------|----------|
| 5417 | In 10-piece blister | | 10 |
| 5417.100 | In 100-piece bag | | 5 |



In-line 2 l/h dripper, for Ø 6 mm capillary pipe

| Art. | | Package | Quantity |
|-----------------|---------------------|---------|----------|
| 5462 | In 10-piece blister | | 10 |
| 5462.100 | In 100-piece bag | | 5 |



In-line 4 l/h dripper, for Ø 6 mm capillary pipe

| Art. | | Package | Quantity |
|-----------------|---------------------|---------|----------|
| 5464 | In 10-piece blister | | 10 |
| 5464.100 | In 100-piece bag | | 5 |



Pressure compensating 2 l/h dripper for Ø 6 mm capillary pipe, Ø 16 and 20 mm supply pipe

| Art. | | Package | Quantity |
|-----------------|---------------------|---------|----------|
| 5452 | In 10-piece blister | | 10 |
| 5452.100 | In 100-piece bag | | 5 |



Pressure compensating 4 l/h dripper for Ø 6 mm capillary pipe, Ø 16 and 20 mm supply pipe

| Art. | | Package | Quantity |
|-----------------|---------------------|---------|----------|
| 5454 | In 10-piece blister | | 10 |
| 5454.100 | In 100-piece bag | | 5 |



MICRO-IRRIGATION KIT UP TO 10 POINTS

Comprised of:
 1 tap connector thread, 3/4" F with barbed connector for Ø 6 mm capillary pipe (art. 5239)
 20 m of Ø 6 mm capillary pipe (art. 5432)
 10 drippers suitable for in-line and end-of-line use (art. 5417)
 10 stakes for Ø 6 mm capillary pipe (art. 5422)
 2 barbed Tee connector for Ø 6 mm capillary pipe (art. 5278)

| Art. | | Package | Quantity |
|-------------|--|---------|----------|
| 5010 | | | 1 |



ELECTRONIC WATER TIMER KIT FOR MICRO-IRRIGATION

with pump and integrated 220V A.C / 12V D.C transformer
 Complete with anti-syphon valve and filter
 Watering frequency: 6 - 12 - 24 - 48 - 72 h
 Watering duration between 10 and 120 seconds
 Max pump flow-rate:
 3 litres per minute with a pressure of 0.2 bar

| Art. | | Package | Quantity |
|-------------|--|---------|----------|
| 5050 | | | 1 |

The **innovative super-absorbent polymer**, based on potassium polyacrylate, non-phytotoxic, sodium-free, acrylamide-free, registered with the Italian "Ministry of Agriculture and Forestry".

The polymer is able to **absorb and retain both** irrigation and natural water, **increasing times its weight up to 100**.


The roots reach the drops and assimilate the water they need, preventing damage caused by too much or too little watering and promoting growth.

It lasts 4 years in the soil and decomposes without polluting.

Thanks to the polymer, **watering occurs every 20 days**, reducing water consumption.




Idrovita ground display for 48 packs (art. 5000.40)

| Art. | Package | Quantity |
|---------------|---|----------|
| 2752SD | Size 35 x 35 x 170 cm  | 1 |



Idrovita display stand

| Art. | Package | Quantity |
|----------------|--|----------|
| 5000.10 | It contains 50 10 gram packs  | 50 |



Pop-up body without nozzle. Thread. 1/2" F
Supplied with thread-save key for piston removal and nozzle adjustment

| Art. | | Package | Quantity |
|--------------|------------------|---------|----------|
| 4026S | Elevation 7.5 cm | | 20 |
| 4028S | Height 10 cm | | 20 |



| | Reg. 25-360° | 360° | 180° | 90° |
|------------|--------------|-------------|-------------|-------------|
| Art. | 4050 | 4051 | 4052 | 4053 |
| bar | l/min. r/m. | l/min. r/m. | l/min. r/m. | l/min. r/m. |
| 1,5 | 3,1 3,6 | 3,1 4,0 | 1,8 4,0 | 1,0 4,0 |
| 2,5 | 3,7 4,3 | 3,9 4,6 | 2,3 4,6 | 1,4 4,8 |
| 3,5 | 4,4 4,8 | 5,4 5,0 | 3,2 5,2 | 1,8 5,2 |



| | lato striscia | angolo sx striscia | angolo dx striscia |
|------------|---------------|--------------------|--------------------|
| Art. | 4036 S | 4039L S | 4039R S |
| bar | l/min. m. | l/min. m. | l/min. m. |
| 1,5 | 4 1,1x8,0 | 2,1 1,4x3,8 | 2,1 1,4x3,8 |
| 2,5 | 4,8 1,3x8,4 | 2,5 1,6x4,0 | 2,5 1,6x4,0 |
| 3,5 | 5,7 1,4x9,0 | 3,0 1,8x4,2 | 3,0 1,8x4,2 |

| Art. | 0° | 25° | 45° | 90° | 120° | 180° | 240° | 270° | 360° |
|--------------------------|--------------|-------------|-------------|-------------|-------------|-------------|-------------|-------------|-------------|
| Art. 4040 4041 4031 S | | | | | | | | | |
| pressione | gittata r/m. | l/min. | l/min. | l/min. | l/min. | l/min. | l/min. | l/min. | l/min. |
| bar | 4031 S 4041 | 4031 S 4041 | 4031 S 4041 | 4031 S 4041 | 4031 S 4041 | 4031 S 4041 | 4031 S 4041 | 4031 S 4041 | 4031 S 4041 |
| 1,5 | 3,2 | 0,7 1,1 | 2,0 2,6 | 3,8 5,0 | 5,4 8,0 | | | | |
| 2,5 | 3,8 | 0,9 1,4 | 2,5 3,3 | 4,8 6,3 | 6,9 9,4 | | | | |
| 3,5 | 4,2 | 1,2 1,7 | 3,1 4,1 | 6,0 7,8 | 8,5 11,4 | | | | |

Low consumption turbine pop-up sprinkler
Height 10 cm and thread. 1/2" F

| Art. | | Package | Quantity |
|--------------|-----------------------------------|---------|----------|
| 4050 | Angle adjustment from 25° to 360° | | 20 |
| 4050S | | | 10 |
| 4051 | Fixed 360° angle | | 20 |
| 4051S | | | 10 |
| 4052 | Fixed 180° angle | | 20 |
| 4052S | | | 10 |
| 4053 | Fixed 90° angle | | 20 |
| 4053S | | | 10 |

Interchangeable Pop-up nozzles
Adjustable flow-rate and range, with micro-filter supplied

| Art. | | Package | Quantity |
|---------------|---|---------|----------|
| 4031S | Nozzle angle adjustment from 0° to 360° | | 100 |
| 4036S | Strip side nozzle | | 100 |
| 4039LS | Strip left corner nozzle | | 100 |
| 4039RS | Strip right corner nozzle | | 100 |



Pop-up sprinkler, height 10 cm, thread.1/2" F, nozzle with adjustable flow-rate and range, with micro-filter
Nozzle angle adjustment from 0° to 360°

| Art. | Package | Quantity |
|--------------|---------|----------|
| 4041 | | 20 |
| 4041S | | 10 |



Wrench for turbine sprinklers

| Art. | Package | Quantity |
|---------------|---------|----------|
| 4060CS | | 10 |

| | |
|--------|---------------|
| bar | da 1,5 a 4 |
| l/min. | da 1,4 a 12,8 |
| r/m. | da 3,7 a 9 |



Turbine pop-up sprinkler with thread. connector 1/2" F
Angle adjustment from 40° to 360°
Radius from 4 to 9.4 m
Flow rate from 1.4 to 13.7 L/h
Jet outlet trajectory 18°
Supplied with 6 different nozzles

| Art. | Package | Quantity |
|--------------|---------|----------|
| 4058 | | 8 |
| 4058S | | 25 |

| | |
|--------|---------------|
| bar | da 1,5 a 4 |
| l/min. | da 1,8 a 50 |
| r/m. | da 6,0 a 15,2 |



Turbine pop-up sprinkler with thread. connector 3/4" F
Angle adjustment from 40° to 360°
Radius from 6.4 to 15.8 m
Flow rate from 1.7 to 53.7 L/h
Jet outlet trajectory 25°
Supplied with 12 different nozzles

| Art. | Package | Quantity |
|--------------|---------|----------|
| 4063 | | 6 |
| 4063S | | 20 |

With thread.adaptor 1/2" F





90° elbow compression fitting

| Art. | | Package | Quantity |
|---------------|--------------|---------|----------|
| 370553 | Ø 20 x 20 mm | | 10 |
| 370773 | Ø 25 x 25 mm | | 10 |
| 370883 | Ø 32 x 32 mm | | 10 |



90° elbow compression fitting thread. 3/4" F

| Art. | | Package | Quantity |
|---------------|---------|---------|----------|
| 372533 | Ø 20 mm | | 10 |
| 372733 | Ø 25 mm | | 10 |
| 372833 | Ø 32 mm | | 10 |



Compression fitting coupling

| Art. | | Package | Quantity |
|---------------|--------------|---------|----------|
| 373553 | Ø 20 x 20 mm | | 10 |
| 373773 | Ø 25 x 25 mm | | 10 |
| 373883 | Ø 32 x 32 mm | | 10 |



Compression fitting reducing coupling

| Art. | | Package | Quantity |
|---------------|--------------|---------|----------|
| 373753 | Ø 25 x 20 mm | | 10 |
| 373873 | Ø 32 x 25 mm | | 10 |



Compression fitting coupling thread. 3/4" M

| Art. | | Package | Quantity |
|---------------|---------|---------|----------|
| 374533 | Ø 20 mm | | 10 |
| 374733 | Ø 25 mm | | 10 |
| 374833 | Ø 32 mm | | 10 |



Compression fitting coupling thread. 1" M

| Art. | | Package | Quantity |
|---------------|---------|---------|----------|
| 374743 | Ø 25 mm | | 10 |
| 374843 | Ø 32 mm | | 10 |



Compression fitting coupling thread. 3/4" F

| Art. | | Package | Quantity |
|---------------|---------|---------|----------|
| 375533 | Ø 20 mm | | 10 |
| 375733 | Ø 25 mm | | 10 |
| 375833 | Ø 32 mm | | 10 |



Compression fitting coupling thread. 1" F

| Art. | | Package | Quantity |
|---------------|---------|---------|----------|
| 375743 | Ø 25 mm | | 10 |
| 375843 | Ø 32 mm | | 10 |



Tee compression connector

| Art. | | Package | Quantity |
|---------------|-------------------|---------|----------|
| 376553 | Ø 20 x 20 x 20 mm | | 10 |
| 376773 | Ø 25 x 25 x 25 mm | | 10 |
| 376883 | Ø 32 x 32 x 32 mm | | 10 |



Tee compression connector

| Art. | | Package | Quantity |
|---------------|----------------------------|---------|----------|
| 378513 | Ø 20 mm x 1/2" F x Ø 20 mm | | 10 |
| 378733 | Ø 25 mm x 3/4" F x Ø 25 mm | | 10 |
| 378833 | Ø 32 mm x 3/4" F x Ø 32 mm | | 10 |



Tee compression elbow fitting

| Art. | | Package | Quantity |
|---------------|----------------------------|---------|----------|
| 379713 | Ø 25 mm x 1/2" F x Ø 25 mm | | 10 |
| 379833 | Ø 32 mm x 3/4" F x Ø 32 mm | | 10 |



Compression end plug

| Art. | | Package | Quantity |
|---------------|---------|---------|----------|
| 379503 | Ø 20 mm | | 10 |
| 379703 | Ø 25 mm | | 10 |
| 379803 | Ø 32 mm | | 10 |



ELECTRONIC WATER TIMER

With pump control

Supplied with external 220V/24V AC transformer

Two independent irrigation programmes

It allows to set:

- 1 to 4 irrigation cycle starts per programme
- irrigation time of each station/valve from 1 min to 4 h
- specific days for irrigation, even/odd days or a specific time interval between irrigation sessions
- percentage changes (from 10% to 150%) of the irrigation times according to climatic changes, without changing the programs

Possibility of manual operation

Set up to continue the program in case of power outage, with a 9V battery (not supplied)

Supplied with instruction booklet for correct use



| Art. | | Package | Quantity |
|---------------|---|---------|----------|
| 4000.4 | 4 AREAS Control of 1 to 4 24V AC solenoid valves (max 6W/each) plus control pump, if necessary | | 8 |
| 4000.6 | 6 AREAS Control of 1 to 6 24V AC solenoid valves (max 6W/each) plus control pump, if necessary | | 8 |



| | |
|---------------|-----------------|
| Press Funz | 1,4 - 10 bar |
| Temp Funz | 4 - 66 °C |
| Range Portata | 0,7 - 150 l/min |

Solenoid valve 24V AC
Manual opening and closing control with rotation of the solenoid and flow control
Operating pressure between 1.4 and 10 bar

| Art. | | Package | Quantity |
|--------------|--------|---------|----------|
| 4023 | Ø 1" M | | 6 |
| 4023S | | | 10 |



| | |
|---------------|-----------------|
| Press Funz | 1,4 - 10 bar |
| Temp Funz | 4 - 66 °C |
| Range Portata | 0,7 - 150 l/min |

Solenoid valve 24V AC
Manual opening and closing control with rotation of the solenoid and flow control
Operating pressure between 1.4 and 10 bar

| Art. | | Package | Quantity |
|--------------|--------|---------|----------|
| 4024 | Ø 1" F | | 6 |
| 4024S | | | 10 |



Rectangular valve box
Base 380 x 496 mm, cover 275 x 405 mm, h 300 mm

| Art. | Package | Quantity |
|-------------|---|----------|
| 4192 |  | 1 |



Rectangular valve box
Base 500 x 640 mm, cover 365 x 520 mm, h 300 mm

| Art. | Package | Quantity |
|-------------|---|----------|
| 4194 |  | 1 |



Circular valve box
Base Ø 200 mm, cover Ø 160 mm, h 230 mm

| Art. | Package | Quantity |
|-------------|---|----------|
| 4190 |  | 1 |





2-way water distributor
Rotating ring nuts thread. 1" F
Inlet with rotating ring nut thread. 1" F

| Art. | Package | Quantity |
|----------------|---------|----------|
| 40102BS | | 10 |



3-way water distributor
Rotating ring nuts thread. 1" F
Inlet with rotating ring nut thread. 1" F

| Art. | Package | Quantity |
|----------------|---------|----------|
| 40103BS | | 10 |



4-way water distributor
Rotating ring nuts thread. 1" F
Inlet with rotating ring nut thread. 1" F

| Art. | Package | Quantity |
|----------------|---------|----------|
| 40104BS | | 10 |



Plug

| Art. | Package | Quantity |
|---------------|----------------|----------|
| 2209S | Thread. 3/4" F | 100 |
| 40100S | Thread. 1" F | 10 |



Plug

| Art. | Package | Quantity |
|---------------|--------------|----------|
| 40101S | Thread. 1" M | 10 |



Brass discharge valve 1/2" M and thread adapter 1/2 F"-3/4" M

| Art. | Package | Quantity |
|---------------|---------|----------|
| 4100BS | | 10 |



1" M - 1" M filter
Filtering cartridge in 155 stainless steel Mesh (100 Micron)
Maximum flow rate 80 l/min
Maximum operating pressure 10 bar
Body and plug in Nylon
Drainage plug Ø 1/2" F for quick cleaning

| Art. | Package | Quantity |
|-------------|---------|----------|
| 4164 | | 5 |



Filtering cartridge in 155 stainless steel Mesh (100 Micron)

| Art. | Package | Quantity |
|---------------|---------|----------|
| 41651S | | 10 |



Nipple for fitting connection - solenoid valve

| Art. | | Package | Quantity |
|---------------|-----------------------|---------|----------|
| 4015BS | Thread. 1" M - 3/4" M | | 10 |
| 4016BS | Thread. 1" M - 1" M | | 10 |



Adaptor

| Art. | | Package | Quantity |
|--------------|----------------------|---------|----------|
| 2205S | Fil. 3/4" M - 1/2" F | | 100 |



Nipple

| Art. | | Package | Quantity |
|--------------|-------------------------|---------|----------|
| 2210S | Thread. 3/4" M - 3/4" M | | 100 |
| 2211S | Thread. 3/4" M - 1/2" M | | 100 |
| 2212S | Thread. 1/2" M - 1/2" M | | 100 |



Clamp saddle thread. 1/2" F

| Art. | | Package | Quantity |
|---------------|------------------|---------|----------|
| 4069BS | For Ø 20 mm hose | | 10 |
| 4070BS | For Ø 25 mm hose | | 10 |
| 4071BS | For Ø 32 mm hose | | 10 |



Cut-up riser thread. 1/2" M - 1/2" M
Length 24.5 m

| Art. | | Package | Quantity |
|--------------|----------------|---------|----------|
| 40901 | In 5-piece bag | | 10 |



Cut-up riser thread. 1/2" M - 3/4" M
Length 15 cm

| Art. | | Package | Quantity |
|--------------|----------------|---------|----------|
| 40911 | In 5-piece bag | | 10 |



Cut-up riser thread. 3/4" M - 3/4" M
Length 14 cm

| Art. | | Package | Quantity |
|--------------|----------------|---------|----------|
| 40921 | In 5-piece bag | | 10 |



Underground water inlet with thread. connector 3/4" M
Bayonet coupling with thread.outlet 3/4" M

| Art. | | Package | Quantity |
|--------------|--|---------|----------|
| 40120 | | | 5 |



Narrow hand transplanting trowel in painted metal, with anti-slide plastic-coated handle

| Art. | Package | Quantity |
|-------------|---|----------|
| 3722 |  | 10 |



Wide hand transplanting trowel in painted metal, with anti-slide plastic-coated handle

| Art. | Package | Quantity |
|-------------|---|----------|
| 3724 |  | 10 |



Hand spring rake in painted metal, with anti-slide plastic-coated handle

| Art. | Package | Quantity |
|-------------|---|----------|
| 3720 |  | 10 |



Hand flower rake in painted metal, with anti-slide plastic-coated handle

| Art. | Package | Quantity |
|-------------|---|----------|
| 3726 |  | 10 |



Mini weeder in painted metal, with anti-slide plastic-coated handle

| Art. | Package | Quantity |
|-------------|---|----------|
| 3732 |  | 10 |



Hand weeding hoe, square-shaped, 3 prongs in painted metal for for small aeration jobs, with anti-slide plastic-coated handle

| Art. | Package | Quantity |
|-------------|---|----------|
| 3734 |  | 10 |



Narrow hand transplanting trowel in plastic

| Art. | Package | Quantity |
|-------------|---|----------|
| 3721 |  | 20 |




Wide hand transplanting trowel in plastic

| Art. | Package | Quantity |
|-------------|---|----------|
| 3723 |  | 20 |




Hand flower rake in plastic

| Art. | Package | Quantity |
|-------------|---|----------|
| 3725 |  | 20 |



Mini fork in plastic

| Art. | Package | Quantity |
|-------------|---|----------|
| 3727 |  | 20 |



Professional shears and hedge shears



Display for 16 professional shears

| Art. | Package | Quantity |
|---------------|----------------------|----------|
| 2739SD | Size 40 x 20 x 32 cm | 1 |



Vine pruning shears, 19 cm, with interchangeable blade, and ergonomic handle with anti-slide coating
Blade in hardened carbon steel HRC 54:56

| Art. | Package | Quantity |
|-------------|--------------------|----------|
| 3900 | | 12 |
| R12 | Short curved blade | 1 |
| R30 | Lock nut | 1 |
| R41 | Compression spring | 1 |



Vine pruning shears, 21 cm, interchangeable blade, and ergonomic handle with anti-slide coating
Blade in hardened carbon steel HRC 54:56

| Art. | Package | Quantity |
|-------------|---------------|----------|
| 3904 | | 12 |
| R13 | Curved blade | 1 |
| R42 | Spiral spring | 1 |



Anvil pruning shears, 21 cm, Teflon-coated curved interchangeable blade, ergonomic handle with anti-slide coating
blade in hardened carbon steel HRC 54:56

| Art. | Package | Quantity |
|-------------|-------------------------------|----------|
| 3908 | | 12 |
| R10 | Curved anvil blade for shears | 1 |
| R15 | Curved blade | 1 |
| R30 | Lock nut | 1 |
| R41 | Compression spring | 1 |



Vine pruning shears, 22 cm, with interchangeable Teflon-coated blade. Ergonomic handle with anti-slide coating,
blade in hardened carbon HRC 54:56

| Art. | Package | Quantity |
|-------------|--------------------|----------|
| 3912 | | 12 |
| R14 | Curved blade | 1 |
| R30 | Lock nut | 1 |
| R40 | Compression spring | 1 |



Double-edged shears, 21 cm, interchangeable blade, ergonomic handle with anti-slide coating

| Art. | Package | Quantity |
|-------------|--------------------|----------|
| 3916 | | 12 |
| R17 | Pair of blades | 1 |
| R41 | Compression spring | 1 |



Flower shears, 19 cm,
ergonomic handle with anti-slide coating
burnished blade in carbon steel HRC 53

| Art. | | Package | Quantity |
|-------------|---------------|---------|----------|
| 3920 | | | 12 |
| R43 | Spiral spring | | 1 |



Grape-cutting shears, 19 cm,
ergonomic handle with anti-slide coating
blade in hardened stainless steel HRC 52

| Art. | | Package | Quantity |
|-------------|---------------|---------|----------|
| 3924 | | | 12 |
| R43 | Spiral spring | | 1 |



Bypass lopping shears, 80 cm, with curved blade
Anodised aluminium handles,
blade in hardened carbon steel HRC 54:56

| Art. | | Package | Quantity |
|----------------|--|---------|----------|
| 3950.80 | | | 6 |



Ratchet anvil lopping shears, 80 cm, with Teflon-coated curved blade
Anodised aluminium handles,
blade in hardened carbon steel HRC 54:56

| Art. | | Package | Quantity |
|----------------|--|---------|----------|
| 3954.80 | | | 6 |
| R11 | Curved anvil blade for lopping shears | | 1 |
| R16 | Teflon-coated curved blade | | 1 |



Hedge shears, 65 cm,
with wave blade, anodised aluminium handles,
blade in hardened carbon steel HRC 52:54

| Art. | | Package | Quantity |
|----------------|--|---------|----------|
| 3960.65 | | | 8 |



Abrasion-proof synthetic fabric shears holster for
belt wear

| Art. | | Package | Quantity |
|-------------|--|---------|----------|
| 3809 | | | 10 |

Shears and hedge shears



Shears, 20 cm, with carbon steel blade, ergonomic aluminium handles with anti-slide covering

| Art. | Package | Quantity |
|-------------|---------|----------|
| 3815 | | 12 |



Anvil shears, 20 cm, with carbon steel blade, ergonomic aluminium handles with anti-slide covering

| Art. | Package | Quantity |
|-------------|---------|----------|
| 3816 | | 12 |



Grape-cutting shears, 20 cm, with carbon steel blade, ergonomic aluminium handles with anti-slide inserts

| Art. | Package | Quantity |
|-------------|---------|----------|
| 3817 | | 12 |



Pruning shears, 21 cm, high-quality replaceable hardened steel blade, non-stick coating, shock absorber, galvanised safety lock, aluminium handles with anti-slide thermoplastic covering

| Art. | Package | Quantity |
|-------------|---------|----------|
| 3820 | | 12 |



Anvil pruning shears, 21 cm, high-quality hardened steel blade, with non-stick coating, aluminium handles with anti-slide thermoplastic covering

| Art. | Package | Quantity |
|-------------|---------|----------|
| 3822 | | 12 |



Pruning shears, 21 cm, high-quality hardened steel blade with non-stick coating, shock absorber, aluminium handles with anti-slide thermoplastic covering

| Art. | Package | Quantity |
|-------------|---------|----------|
| 3824 | | 10 |



Ratchet shears with curved hardened steel blade, non-stick coating, counter-blade with branch lock grooves, aluminium handles with anti-slide thermoplastic covering and finger protection arc

| Art. | Package | Quantity |
|-------------|---------|----------|
| 3830 | | 12 |



Shears for vine growing, grape harvest and generic use, hardened steel blades, anti-slide plastic handle cover

| Art. | Package | Quantity |
|-------------|---------|----------|
| 3844 | | 10 |




Flick saw, with 18 cm high thickness and high elasticity steel blade, reinforced metal lock for the blade positions, thermoplastic handle with rubber anti-slide coating

| Art. | Package | Quantity |
|-------------|---------|----------|
| 3852 | | 10 |



Ratchet anvil lopping shears and arm, with lever arm regulator for a progressive increase in cutting force without effort, top quality hardened steel blade, non-stick coating, aluminium telescopic handle 50-80 cm

| Art. | Package | Quantity |
|-------------|---------|----------|
| 3860 | | 6 |



Ratchet bypass lopping shears with lever arm regulator for a progressive increase in cutting force without effort, top quality hardened steel blade, non-stick coating, aluminium handles 50 cm

| Art. | Package | Quantity |
|-------------|---------|----------|
| 3862 | | 6 |



Hedge shears, top quality hardened steel wave blades, non-stick coating, shock absorber, aluminium telescopic handles 35-55 cm

| Art. | Package | Quantity |
|-------------|---------|----------|
| 3871 | | 8 |



Hedge shears, top quality hardened steel wave blades, non-stick coating, shock absorber, aluminium handles

| Art. | Package | Quantity |
|-------------|---------|----------|
| 3872 | | 6 |



Grass shears with adjustable release cutting position high-quality hardened steel blades with non-stick coating Painted steel handles

| Art. | Package | Quantity |
|-------------|---------|----------|
| 3880 | | 9 |



PVC HOLLOW BINDING TUBES
 Ideal for fruit and ornamental plants,
 for medium to long-term bindings,
 do not release phytotoxic substances harmful to humans,
 treated with anti-UV and frost protection, also for professional use

BIO PVC HOLLOW BINDING TUBES
 Ideal for fruit and ornamental plants,
 do not release phytotoxic substances harmful to humans,
 treated with anti-UV and frost protection, also for professional use

| Art. | | Package | Quantity |
|-------------------|---|---------|----------|
| 505.2.1000 | Ø 2 mm, approx. length 210 m, 1000 g, green | | 12 |
| 505.2.250 | Ø 2 mm, approx. length 52 m, 250 g, green | | 24 |
| 505.2.500 | Ø 2 mm, approx. length 105 m, 500 g, green | | 16 |
| 505.3.1000 | Ø 3 mm, approx. length 114 m, 1000 g, green | | 12 |
| 505.5.700 | Ø 5 mm, approx. length 70 m, 700 g, green | | 12 |

| Art. | | Package | Quantity |
|------------------|--|---------|----------|
| 506.2.250 | Ø 2 mm, approx. length 52 m, 250 g, green | | 24 |
| 506.3.500 | Ø 3 mm, approx. length 105 m, 500 g, beige | | 16 |



BIO-TUTORS
 Vertical supports for plants and vegetables
 with external reinforcements and an internal cross for greater
 strength and friction at the ties
 Weight 200 g/m, brown

| Art. | | Package | Quantity |
|------------------|------------------------|---------|----------|
| 501.24120 | Ø 24 mm, height 120 cm | | 20 |
| 501.24150 | Ø 24 mm, height 150 cm | | 20 |
| 501.24180 | Ø 24 mm, height 180 cm | | 20 |



BIOSHELTER Ø 88 mm
 For the protection of plant stems, vegetables, and vertical supports
 With opening cut, extremely resistant, made of 100% recycled and recyclable plastic
 Weight 700 g/m, thickness 2 mm

| Art. | | Package | Quantity |
|------------------|--------------|---------|----------|
| 501.88015 | Height 15 cm | | 20 |
| 501.88040 | Height 40 cm | | 20 |
| 501.88050 | Height 50 cm | | 20 |



BIO-TUTORS
 Vertical supports for plants and vegetables with pointed lower end for easy insertion into the soil
 High resistance to the weather, moulds, and chemicals
 Made of 100% recycled and recyclable plastic, they do not contaminate the soil

| Art. | | Package | Quantity |
|------------------|------------------------|---------|----------|
| 500.18090 | Ø 18 mm, height 90 cm | | 50 |
| 500.18120 | Ø 18 mm, height 120 cm | | 50 |
| 500.18150 | Ø 18 mm, height 150 cm | | 50 |
| 500.30160 | Ø 30 mm, height 160 cm | | 25 |
| 500.30180 | Ø 30 mm, height 180 cm | | 25 |
| 500.30210 | Ø 30 mm, height 210 cm | | 25 |
| 500.30240 | Ø 30 mm, height 240 cm | | 25 |



TUNELPLANT
 Reusable and bio-compatible weed-resistant tunnels
 Protect the plants, reduce water consumption
 respect the life of microorganisms,
 easy to use and super resistant

| Art. | | Package | Quantity |
|------------------|---|---------|----------|
| 510.10020 | Length 100 m 4 Ø 6 cm holes with 20 cm pitch | | 1 |
| 510.15030 | Length 150 m 4 Ø 6 cm holes with 30 cm pitch | | 1 |



1L

Pressure sprayer
Capacity 1 L

| Art. | Package | Quantity |
|--------------|---------|----------|
| 37010 | | 60 |



2L

Pressure sprayer with comfortable handle, pumping cylinder, practical operating knob
Capacity 2 L

| Art. | Package | Quantity |
|--------------|---------|----------|
| 37020 | | 12 |



5L

Shoulder strap pressure sprayer equipped with comfortable handle
Adjustable jet hose nozzle, PVC hose,
safety valve for automatic depressurisation
Capacity 5 L

| Art. | Package | Quantity |
|--------------|---------|----------|
| 37050 | | 6 |



8L

Shoulder strap pressure sprayer equipped with comfortable handle
Adjustable jet hose nozzle, PVC hose,
safety valve for automatic depressurisation
Capacity 8 L

| Art. | Package | Quantity |
|--------------|---------|----------|
| 37080 | | 6 |



16L

Shoulder pressure sprayer with practical handle
Thermoplastic pump cylinder,
metal telescopic hose nozzle with lever handle,
adjustable jet and PVC hose
Capacity 16 L

| Art. | Package | Quantity |
|--------------|---------|----------|
| 37160 | | 1 |



4.5L

MINI SPRAYER 4.5 L
Portable electric sprayer
adjustable jet from 10 to 150 µm, power 1400 W - 230V 50 Hz,
adjustable volume from 150 to 260 ml/min, range 5-10 m,
adjustable angle up to 60°, electric cable length 5 m Weight 3.7
kg, size 56.5 x 23.5 x 41 cm

| Art. | Package | Quantity |
|--------------|---------|----------|
| 38015 | | 1 |



ELECTRIC SPRAYER 8 L
 Lithium battery 12V 4 Ah
 Telescopic hose nozzle from 42 to 70 cm, brass nozzle,
 adjustable ergonomic backpack, battery charger,
 operating pressure 2-4 bar, flow rate 3.6 L/min,
 battery life 4 hours of continuous use,
 fill filter Ø 12 cm, weight 3 kg
 CE certificate

| Art. | Package | Quantity |
|--------------|---------|----------|
| 38041 | | 1 |



ELECTRIC SPRAYER 12 L
 Lithium battery 12V 8 Ah
 Telescopic hose nozzle from 56 to 100 cm, 4 interchangeable nozzles,
 adjustable ergonomic backpack, battery charger,
 operating pressure 4 bar, flow rate 2-4 L/min,
 battery life 3,6 hours of continuous use,
 fill filter Ø 12 cm, weight 4 kg
 CE certificate

| Art. | Package | Quantity |
|--------------|---------|----------|
| 38045 | | 1 |



ELECTRIC SPRAYER 16 L
 Lithium battery 12V 8 Ah
 Telescopic hose nozzle from 56 to 100 cm, 4 interchangeable nozzles,
 adjustable ergonomic backpack, battery charger,
 operating pressure 4 bar, flow rate 2-4 L/min,
 battery life 3,6 hours of continuous use,
 fill filter Ø 12 cm, weight 4.76 kg
 CE certificate

| Art. | Package | Quantity |
|--------------|---------|----------|
| 38043 | | 1 |



MOTOR SPRAYER 25 L 4 STROKES
 Knob hose nozzle 55 cm, handle with flow regulator, extension with nozzle 60 cm, 3-nozzle 55 cm, adjustable ergonomic backpack, graduated measuring cup. Brass pump, pressure 10-55 bar, operating pressure 10-50 bar, spraying 2.5 L/min at 30 bar pressure. 4-stroke S35 single-cylinder petrol motor, self-winding pull start. Displacement 31cc
 Weight 9.4 kg, size 49 x 39.5 x 61.5 cm

| Art. | Package | Quantity |
|--------------|---------|----------|
| 38085 | | 1 |



MOTOR SPRAYER 25 L 2 STROKES
 Knob hose nozzle 55 cm, handle with flow regulator, extension with nozzle 60 cm, 3-nozzle 55 cm, adjustable ergonomic backpack, graduated measuring cup. Brass pump, pressure 10-40 bar, operating pressure 10-35 bar, spraying 2.5 L/min at 25 bar pressure. 2-stroke TU26 single-cylinder petrol motor, self-winding pull start. Displacement 25.6 cc
 Weight 8.4 kg, size 48 x 33 x 61.5 cm

| Art. | Package | Quantity |
|--------------|---------|----------|
| 38075 | | 1 |



Spraying bell

| Art. | Package | Quantity |
|--------------|---------|----------|
| 79260 | | 1 |



Brass adapter for 79260 for pump 38075

| Art. | Package | Quantity |
|--------------------|---------|----------|
| RSE7.985.92 | | 1 |



Small greenhouse, 3 shelves, metal epoxy resin-coated frame. Transparent PVC covering sheet

| Art. | | Package | Quantity |
|--------------|-----------------------|---------|----------|
| 10103 | Size 69 x 49 x 124 cm | | 1 |



Plastic multipurpose bag, 120 litres, with resistant handles on top and a handle on the bottom, foldable and space-saving

| Art. | | Package | Quantity |
|-------------|-------------------------------|---------|----------|
| 3620 | Size (open) Ø 45 cm x h 75 cm | | 20 |



Emergency tank, 15 L, collapsible and space-saving

| Art. | | Package | Quantity |
|--------------|--|---------|----------|
| 77060 | | | 35 |



Folding metal chair
Seat 36 cm, weight 4.5 kg, size 41 x 46 x 80 cm

| Art. | | Package | Quantity |
|--------------|-------------|---------|----------|
| 34630 | White | | 2 |
| 34590 | Multicolour | | 2 |



Folding metal round table
Weight 7 kg, size Ø 70 cm, h 71 cm

| Art. | | Package | Quantity |
|--------------|------------|---------|----------|
| 34895 | White | | 1 |
| 34880 | Acid green | | 1 |



Folding metal square table
Weight 7 kg, size 70 x 70 x h 71 cm

| Art. | | Package | Quantity |
|--------------|------------|---------|----------|
| 34885 | White | | 1 |
| 34890 | Acid green | | 1 |

A new concept in leisure boots and shoes made entirely of stabilised **EVA**, a polyethylene-based material that gives considerable advantages, first and foremost lightness.

The upper and sole make up **a single moulded piece**, without seams or glues, ensuring **all-round waterproofing** and maximum comfort.

The presence of a **lining** promotes the natural process of thermoregulation, thus keeping the foot dry and moisture-free.

The **thermal resistance** (down to -30°C) ensures protection and comfort during any outdoor activity and in all weather conditions.

The non-slip sole significantly increases walking safety even on ice, snow, mud, and sand.

The material they are made of gives **elasticity and flexibility**, without sacrificing extreme impact resistance.

They are **hypoallergenic and non-toxic** as they are repellent to all substances, anti-mould, and anti-bacterial. They are also washable and do not discolour.

Maximum comfort and safety in all seasons and on all occasions!





* Kevlar is a synthetic fibre with very high resistance to traction, impact, heat and flame; it absorbs vibrations very well and is also very light. For the same weight, a Kevlar cable is about five times stronger than steel. It also has excellent resistance to solvents and chemicals, with the exception of strong acids and bases. It also has good properties as an electrical insulator.



TYTAN



Superlight safety boots
 Upper made of EVA
 Non-slip rubber sole with self-cleaning lugs
 Removable padding
 Thermal resistance up to -30° C
 Weight 1.2 Kg approx.
 Ideal for: professional, construction, agriculture

| Art. | Package | Quantity |
|--------------|--------------------------------|----------|
| D0265 | Sz from 40 to 48, colour black | 4 |

TROP 2



Canadian ankle boots
 Waterproof polyester fabric upper
 Supergrip TR sole with self-cleaning lugs
 Removable padding made of pure wool
 Thermal resistance up to -30° C
 Weight 925 g approx.
 Idea for: leisure, hunting, fishing, trekking

| Art. | Package | Quantity |
|--------------|--------------------------------|----------|
| D3814 | Sz from 41 to 47, colour green | 5 |



NEW UNIVERSAL



Superlight boots
 Upper made of EVA
 Supergrip EVA upper with self-cleaning lugs
 Removable padding
 Thermal resistance up to -30° C
 Weight 520 g approx.
 Ideal for: gardening, leisure, hunting, fishing
 Standard: EN ISO 20347

| Art. | | Package | Quantity |
|--------------|--------------------------------|---------|----------|
| D0271 | Sz from 39 to 48, colour green | | 5 |

NEW UNIVERSAL PRO



Superlight "high visibility" boots
 Upper made of EVA
 Supergrip EVA upper with self-cleaning lugs and TR
 Removable padding with "high visibility" insert
 Thermal resistance up to -30° C
 Weight 520 g approx.
 Idea for: farming, gardening, leisure, hunting, fishing
 Standard: EN ISO 20347

| Art. | | Package | Quantity |
|--------------|--------------------------------|---------|----------|
| D0270 | Sz from 40 to 48, colour green | | 5 |



Spare lining (for code D0271)

| Art. | | Package | Quantity |
|--------------|------------------|---------|----------|
| D5271 | Sz from 39 to 48 | | 25 |



PREDATOR



Superlight knee-high boots
 Upper made of EVA
 reinforced toe and ribbed front
 Supergrip TR sole with zigzag lugs and toe cap insert
 Removable padding
 Thermal resistance up to -30° C
 Weight 550 g approx.
 Ideal for: gardening, professional farming, leisure
 Standard: EN ISO 20347

| Art. | | Package | Quantity |
|---------------|--------------------------------|---------|----------|
| D0260W | Sz from 41 to 47, colour white | | 4 |
| D0260 | Sz from 41 to 47, colour green | | 4 |



Spare lining (for code D0260)

| Art. | | Package | Quantity |
|--------------|------------------|---------|----------|
| D5260 | Sz from 41 to 47 | | 30 |

FARMER



Superlight low cut boots
 Upper made of EVA
 Supergrip EVA upper with self-cleaning lugs
 and toe cap insert
 Removable padding
 Thermal resistance up to -30° C
 Weight 290 g approx.
 Ideal for: gardening, leisure, hunting, fishing
 Standard: EN ISO 20347

| Art. | | Package | Quantity |
|--------------|--------------------------------|---------|----------|
| D3910 | Sz from 40 to 47, colour green | | 4 |



Spare lining (for code D3910)

| Art. | | Package | Quantity |
|--------------|------------------|---------|----------|
| D5910 | Sz from 40 to 47 | | 30 |



LUNA



Superlight low cut boots
 Upper made of EVA
 Supergrip EVA upper with self-cleaning lugs
 Removable padding
 Thermal resistance up to -30° C
 Weight D0220-B-W: 220 g approx. / D0310B2: approximately 123 g
 Idea for: gardening, leisure
 Standard: EN ISO 20347 (valid for articles D0220-B-W)

| Art. | | Package | Quantity |
|-------------------|------------------------|---------|----------|
| D0220.36 | Sz 36-37, colour green | | 7 |
| D0220.38 | Sz 38-39, colour green | | 7 |
| D0220.40 | Sz 40-41, colour green | | 5 |
| D0220.41 | Sz 41-42, colour green | | 5 |
| D0220B.36 | Sz 36-37, colour blue | | 7 |
| D0220B.38 | Sz 38-39, colour blue | | 7 |
| D0220B.40 | Sz 40-41, colour blue | | 5 |
| D0310B2.24 | Sz 24-25, colour red | | 20 |
| D0310B2.26 | Sz 26-27, colour red | | 20 |
| D0310B2.28 | Sz 28-29, colour red | | 12 |
| D0310B2.30 | Sz 30-31, colour red | | 12 |
| D0310B2.32 | Sz 32-33, colour red | | 10 |
| D0310B2.34 | Sz 34-35, colour red | | 10 |



The inner lining reduces the risk of contamination



| Art. | | Package | Quantity |
|------------------|------------------------|---------|----------|
| D0220W.36 | Sz 36-37, colour white | | 7 |
| D0220W.38 | Sz 38-39V white | | 7 |
| D0220W.40 | Sz 40-41, colour white | | 5 |





TERMO CLOG



Superlight winter ankle boots
 Upper made of EVA
 Supergrip EVA sole
 Padding with thermal resistance up to -20° C
 Weight 70 g approx.
 Idea for: gardening, leisure

| Art. | | Package | Quantity |
|--------------|--------------------------------|---------|----------|
| D3930 | Sz from 36 to 39, colour black | | 12 |
| | Sz from 40 to 42, colour black | | 9 |
| | Sz from 43 to 44, colour black | | 8 |
| | Sz from 45 to 46, colour black | | 7 |

EVA CLOG



Superlight spring clog
 Upper made of EVA
 Supergrip EVA sole
 Weight 50 g approx.
 Idea for: gardening, leisure
 Standard: EN ISO 20347

| Art. | | Package | Quantity |
|--------------|--------------------------------|---------|----------|
| D4822 | Sz from 36 to 40, colour green | | 15 |
| D4842 | Sz from 41 to 47, colour green | | 12 |

AERO CLOG



Superlight summer clog
 Upper made of EVA
 Sole made of EVA
 Weight 50 g approx.
 Idea for: gardening, leisure

| Art. | | Package | Quantity |
|--------------|--------------------------------|---------|----------|
| D4920 | Sz from 34 to 40, colour green | | 15 |
| D4940 | Sz from 41 to 45, colour green | | 12 |

Nautical PVC boots are characterised by a selection of the finest raw materials from certified European suppliers.

The special processing that Nautical PVC undergoes makes it a product of the highest quality, strength, and softness.

The upper and sole make up **a single moulded piece**, without seams or glues, ensuring **all-round waterproofing** and maximum comfort and no sole separation.

The material they are made of gives **elasticity and flexibility**, without sacrificing **extreme impact resistance**.

They are **hypoallergenic and non-toxic** as they are repellent to all substances, anti-mould, and anti-bacterial. They do not undergo any colour changes due to sunlight or common aggressive substances. They are fully washable and do not discolour.

Maximum comfort, fit, and safety in all seasons and on all occasions!





GRANDER



Knee-high boots
Nautical PVC upper
PVC ultra-grip sole
Polyester meshed lining
Weight 870 g approx.
Ideal for: gardening, leisure, hunting, fishing
Standard: EN ISO 20347

| Art. | | Package | Quantity |
|--------------|--------------------------------------|---------|----------|
| D0160 | Sz from 40 to 47, colour olive-green | | 5 |

RAINY WOMAN

Practical adjustable bellows



3/4 boots
Nautical PVC upper
PVC ultra-grip sole
Polyester meshed lining
Weight 880 g approx.
Ideal for: gardening, leisure, hunting, fishing
Standard: EN ISO 20347

| Art. | | Package | Quantity |
|-----------------|------------------------------|---------|----------|
| D0051.36 | Sz 36-37, colour olive-green | | 8 |
| D0051.38 | Sz 38-39, colour olive-green | | 8 |
| D0051.40 | Sz 40-41, colour olive-green | | 8 |

RAINY MAN

Practical adjustable bellows



3/4 boots
Nautical PVC upper
PVC ultra-grip sole
Polyester meshed lining
Weight 880 g approx.
Ideal for: gardening, leisure, hunting, fishing
Standard: EN ISO 20347

| Art. | | Package | Quantity |
|--------------|--------------------------------------|---------|----------|
| D0151 | Sz from 42 to 44, colour olive-green | | 8 |
| D0151 | Sz from 45 to 47, colour olive-green | | 6 |



Brace WADERS


100% guaranteed waterproof, super resistant, comfortable, and light.

Highly reliable boots with a unique design.
Removable insole, triple welded and non-slip lugged sole.

Extra-large adjustable shoulder straps with internal front pocket and quick release safety device.



Brace boots
Nautical PVC upper
PVC ultra-grip sole
Polyester meshed internal lining
Weight 2.8 Kg approx.
Ideal for: hunting, fishing

| Art. | Package | Quantity |
|--------------|--|----------|
| D3192 | Sz from 41 to 47, colour olive-green  | 1 |




Full-leg WADERS

100% guaranteed waterproof, super resistant, comfortable and light.
 Highly reliable boots with a unique design.
 Removable insole, triple welded and non-slip lugged sole.
 Belt attachment, adjustable elastic band and quick release.



Full-leg boots
 Nautical PVC upper
 PVC ultra-grip sole
 Polyester meshed internal lining
 Weight 2.3 Kg approx.
 Ideal for: hunting, fishing

| Art. | | Package | Quantity |
|--------------|--------------------------------------|---|----------|
| D3190 | Sz from 41 to 47, colour olive-green |  | 1 |

DISPLAY EXAMPLES

Flexible and customisable **display solutions**, designed to give brand and product visibility and to best meet the demands and needs of the individual shop.

The wall-mounted displays have a solid and durable structure, easy to assemble, suitable for both bulk and blister products.

Hooks and shelves can be positioned easily in relation to the **organisation of the sales space**, meeting specific aesthetic and functional requirements.



Wall-mounted display stand - Surface irrigation

| Art. | Package | Quantity |
|-------------|---------------------------|----------|
| 2600 | size L100 x W45 x H206 cm | 1 |



Wall-mounted display stand - Surface irrigation

| Art. | Package | Quantity |
|-------------|---------------------------|----------|
| 2603 | size L200 x W45 x H206 cm | 1 |

1 m
Tools

2 m
Surface irrigation



Wall-mounted display stand - Micro-irrigation

| Art. | Package | Quantity |
|------|---------------------------|----------|
| 2607 | size L100 x W45 x H206 cm | 1 |



Wall-mounted display stand - Underground irrigation

| Art. | Package | Quantity |
|------|---------------------------|----------|
| 2609 | size L100 x W45 x H206 cm | 1 |



MINI GARDEN display stand for bulk items with barcode (BS), size 35 x 19 x 54 cm

| Art. | | Package | Quantity |
|------|---|---------|----------|
| 2713 | no. 10 art. 2009BS Adjustable hose nozzle with M coupling no. 4 art. 2378BS Gun with adjustable hose nozzle no. 10 art. 2204BS M coupling thread. 3/4" F no. 10 art. 2270BS Metal hose repair connector for Ø 1/2" or Ø 5/8" hose no. 10 art. 2280BS Quick connector for Ø 1/2" or Ø 5/8" hose no. 10 art. 2282BS Quick water-stop connector for Ø 1/2" or Ø 5/8" hose | | 1 |



MINI GARDEN display stand for bulk items with barcode (BS), size 40 x 20 x 8 cm

| Art. | | Package | Quantity |
|------|--|---------|----------|
| 2714 | no. 10 art. 2009BS Adjustable hose nozzle with M coupling no. 10 art. 2204BS M coupling thread. 3/4" F no. 8 art. 2270BS Metal hose repair connector for Ø 1/2" or Ø 5/8" hose no. 15 art. 2280BS Quick connector for Ø 1/2" or Ø 5/8" hose no. 8 art. 2282BS Quick water-stop connector for Ø 1/2" or Ø 5/8" hose | | 1 |



Display stand for bulk items with barcode (BS)

| Art. | | Package | Quantity |
|------|----------------------|---------|----------|
| 2722 | Size 20 x 36 x 39 cm | | 1 |



Dispenser display for underground irrigation accessories

| Art. | | Package | Quantity |
|------|----------------------|---------|----------|
| 2723 | Size 20 x 30 x 13 cm | | 1 |



Hexagonal TOTEM display with 6 dispensers for bulk items with barcode (BS)

| Art. | | Package | Quantity |
|------|--------------------------|---------|----------|
| 2712 | Size L50 x W50 x H140 cm | | 1 |



DIAMOND LINE display stand

| Art. | Package | Quantity |
|--------------|----------------------|----------|
| 2720D | Size 36 x 26 x 80 cm | 1 |



Display for 16 professional shears

| Art. | Package | Quantity |
|---------------|----------------------|----------|
| 2739SD | Size 40 x 20 x 32 cm | 1 |



Display stand containing 10 JUNIOR guns (23780)

| Art. | Package | Quantity |
|-------------|----------------------|----------|
| 2375 | Size 21 x 46 x 17 cm | 6 |



Display stand containing 10 guns with adjustable hose nozzle (2378)

| Art. | Package | Quantity |
|-------------|----------------------|----------|
| 2377 | Size 21 x 46 x 17 cm | 6 |



Display stand containing 8 adjustable shower guns (2379)

| Art. | Package | Quantity |
|-------------|----------------------|----------|
| 2376 | Size 21 x 46 x 17 cm | 6 |


























Display stand containing 8 multi-jet guns (2382)



















| Art. | Package | Quantity |
|--------------|----------------------|----------|
| 23771 | Size 21 x 46 x 17 cm | 6 |


| Art. | page | Art. | page | Art. | page | Art. | page | Art. | page | Art. | page | Art. | page |
|---------|------|-----------|------|----------|-------|-------------|------|--------------|-------|------------|------|------------|------|
| 080012S | 23 | 20643 | 31 | 221950 | 45 | 23781 | 19 | 2627/8/11.0 | 34 | 34630 | 83 | 379.20 | 53 |
| 080034S | 23 | 2069 | 13 | 2225036 | 47 | 23782BS | 16 | 2627/8/12.0 | 34 | 34880 | 83 | 379503 | 67 |
| 080100S | 23 | 2069S | 13 | 222525 | 45 | 23788S | 14 | 2627/8/13.0 | 34 | 34885 | 83 | 379703 | 67 |
| 082012 | 23 | 2070 | 12 | 222550 | 45 | 2378D | 21 | 2627/8/8.0 | 34 | 34890 | 83 | 379713 | 67 |
| 10103 | 83 | 2070BS | 12 | 2270 | 8 | 2379 | 15 | 2627/8/9.0 | 34 | 34895 | 83 | 379803 | 67 |
| 1018150 | 47 | 2070D | 21 | 2270BS | 8 | 23790 | 14 | 2628 | 33 | 35300 | 11 | 379833 | 67 |
| 18075 | 47 | 2070S | 12 | 2270D | 20 | 23790BS | 14 | 2629/30/10.0 | 34 | 35300S | 11 | 380.16 | 54 |
| 18125 | 47 | 20710 | 13 | 2270S | 8 | 23791 | 19 | 2629/30/12.0 | 34 | 35400 | 11 | 380.16T | 54 |
| 18150 | 47 | 20712 | 13 | 2271 | 8 | 2379BS | 15 | 2629/30/14.0 | 34 | 35400S | 11 | 380.20 | 54 |
| 18175 | 47 | 20713 | 13 | 2271BS | 8 | 2379D | 21 | 2629/30/16.0 | 34 | 35500 | 11 | 38015 | 80 |
| 1900 | 43 | 2072 | 12 | 2271D | 20 | 23801 | 12 | 2629/30/18.0 | 34 | 35500S | 11 | 38041 | 81 |
| 1902 | 43 | 2075 | 23 | 2271S | 8 | 2382 | 15 | 2629/30/20.0 | 34 | 3620 | 83 | 38043 | 81 |
| 1903 | 43 | 20753 | 23 | 2272 | 8 | 23822BS | 16 | 2629/30/8.0 | 34 | 370.16 | 52 | 38045 | 81 |
| 1904 | 43 | 20753S | 23 | 2272S | 8 | 2382BS | 15 | 2630 | 33 | 370.20 | 52 | 38075 | 82 |
| 1905 | 43 | 2075S | 23 | 2274 | 9 | 2400 | 36 | 2670 | 37 | 37010 | 80 | 38085 | 82 |
| 1906 | 43 | 2105350 | 47 | 2274BS | 9 | 241210K | 46 | 2670F012 | 37 | 37020 | 80 | 3809 | 75 |
| 1930 | 43 | 2110140 | 47 | 2275 | 9 | 241215K | 46 | 2670M034 | 37 | 37050 | 80 | 381.16012M | 54 |
| 1935 | 43 | 2112090 | 47 | 2275BS | 9 | 241215KP | 46 | 2712 | 96 | 370553 | 66 | 3815 | 76 |
| 1940 | 43 | 211215 | 44 | 2276 | 9 | 241220K | 46 | 2713 | 96 | 370773 | 66 | 3816 | 76 |
| 2000 | 18 | 211225 | 44 | 2276BS | 9 | 2464 | 31 | 2714 | 96 | 37080 | 80 | 3817 | 76 |
| 2000D | 21 | 211250 | 44 | 2280 | 7 | 2478 | 26 | 2720D | 20-97 | 370883 | 66 | 3820 | 76 |
| 2000M | 18 | 211515 | 44 | 2280BS | 7 | 2481 | 30 | 2722 | 96 | 37160 | 80 | 3822 | 76 |
| 2003 | 18 | 211525 | 44 | 2280D | 20 | 2484 | 30 | 2723 | 96 | 372.16012M | 52 | 3824 | 76 |
| 2004 | 18 | 211550 | 44 | 2280S | 7 | 2485.100P20 | 48 | 2724 | 47 | 3720 | 72 | 3830 | 76 |
| 2005 | 8 | 211925 | 44 | 2281 | 7 | 2486 | 48 | 2739SD | 74-97 | 3721 | 73 | 3844 | 76 |
| 2005BS | 8 | 211950 | 44 | 2281BS | 7 | 2486/50MB | 48 | 2752SD | 62 | 3722 | 72 | 3852 | 77 |
| 2005S | 8 | 2125 | 4 | 2281D | 20 | 2487 | 48 | 2800 | 36 | 3723 | 73 | 3860 | 77 |
| 2006 | 4 | 2135 | 12 | 2281S | 7 | 2490 | 48 | 2800/Z | 36 | 3724 | 72 | 3862 | 77 |
| 20062 | 4 | 2135BS | 12 | 2282 | 7 | 2492 | 48 | 2803 | 36 | 3725 | 73 | 3871 | 77 |
| 20064 | 4 | 2135D | 21 | 2282BS | 7 | 2496S | 49 | 2807 | 37 | 372533 | 66 | 3872 | 77 |
| 2006BS | 4 | 2135S | 12 | 2282D | 20 | 2500 | 42 | 281220DK | 22 | 3726 | 72 | 3880 | 77 |
| 2006S | 4 | 2136 | 12 | 2282S | 7 | 25001 | 41 | 281605 | 48 | 3727 | 73 | 3900 | 74 |
| 2007 | 8 | 2136BS | 12 | 2283 | 7 | 25003 | 41 | 281925D | 22 | 372733 | 66 | 3904 | 74 |
| 2007BS | 8 | 2136S | 12 | 2283BS | 7 | 2505 | 42 | 281925DK | 22 | 372833 | 66 | 3908 | 74 |
| 2007S | 8 | 2200 | 4 | 2283D | 20 | 25063 | 42 | 2826 | 27 | 373.16 | 52 | 3912 | 74 |
| 2008 | 4 | 2200S | 4 | 2283S | 7 | 25073 | 40 | 2827 | 28 | 3732 | 72 | 3916 | 74 |
| 2008S | 4 | 2201 | 4 | 2284 | 8 | 25075 | 40 | 2828 | 28 | 3734 | 72 | 3920 | 75 |
| 2009 | 12 | 2201S | 4 | 2284S | 8 | 25081 | 38 | 2830 | 32 | 373553 | 66 | 3924 | 75 |
| 20090 | 18 | 2203 | 5 | 2286 | 7 | 25081/15 | 38 | 2834 | 32 | 373753 | 66 | 3950.80 | 75 |
| 20090M | 18 | 2203S | 5 | 2286S | 7 | 25090 | 38 | 2867 | 26 | 373773 | 66 | 3954.80 | 75 |
| 20091 | 18 | 2204 | 5 | 2288 | 7 | 25092 | 38 | 2868 | 26 | 373873 | 66 | 3960.65 | 75 |
| 20091M | 18 | 22041 | 5 | 2288S | 7 | 25094 | 38 | 3001S | 10 | 373883 | 66 | 4000.4 | 68 |
| 2009BS | 12 | 22042 | 5 | 2290 | 8 | 2510 | 38 | 3002S | 10 | 374.16012M | 52 | 4000.6 | 68 |
| 2009D | 21 | 22042BS | 5 | 2290BS | 8 | 2516 | 40 | 3003S | 10 | 374.16034M | 52 | 40100S | 70 |
| 2009M | 12 | 22042S | 5 | 2290S | 8 | 2519 | 39 | 3004S | 10 | 374.20012M | 52 | 40101S | 70 |
| 2009MBS | 12 | 22045 | 5 | 2291 | 8 | 2600 | 94 | 3005S | 10 | 374.20034M | 52 | 40102BS | 70 |
| 2009MS | 12 | 22045BS | 5 | 2291BS | 8 | 2603 | 94 | 3006S | 10 | 374533 | 66 | 40103BS | 70 |
| 2009S | 12 | 22045D | 20 | 2291S | 8 | 2607 | 95 | 3007S | 10 | 374733 | 66 | 40104BS | 70 |
| 2010120 | 47 | 22045S | 5 | 2295S | 6 | 2609 | 95 | 3008S | 10 | 374743 | 66 | 40120 | 71 |
| 201215 | 44 | 22047 | 5 | 2296S | 6 | 261215 | 45 | 3009S | 10 | 374833 | 66 | 4015BS | 71 |
| 201225 | 44 | 2204BS | 5 | 2297S | 6 | 261225 | 45 | 3010S | 10 | 374843 | 66 | 4016BS | 71 |
| 201250 | 44 | 2204D | 20 | 2298S | 6 | 261250 | 45 | 3100S | 10 | 375.16012M | 53 | 40211 | 57 |
| 2013080 | 47 | 2204S | 5 | 2299 | 6 | 2612A | 38 | 3102S | 10 | 375.16034F | 53 | 40212 | 57 |
| 201515 | 44 | 2205 | 6 | 2315070G | 47 | 261515 | 45 | 3104S | 10 | 375.16034M | 53 | 4023 | 68 |
| 201525 | 44 | 2205S | 6-71 | 2315070V | 47 | 261525 | 45 | 3106S | 10 | 375.20034M | 53 | 4023S | 68 |
| 201550 | 44 | 2206110AN | 47 | 2315075A | 47 | 261550 | 45 | 3112S | 10 | 375533 | 67 | 4024 | 68 |
| 2016065 | 47 | 2207 | 6 | 2319050A | 47 | 261925 | 45 | 3114S | 10 | 375733 | 67 | 4024S | 68 |
| 2019045 | 47 | 2207S | 6 | 2319050G | 47 | 261950 | 45 | 3120S | 10 | 375743 | 67 | 4026S | 64 |
| 201925 | 44 | 2208120GA | 47 | 2319050V | 47 | 262025 | 48 | 3200S | 10 | 375833 | 67 | 4028S | 64 |
| 201950 | 44 | 2209S | 6-70 | 2325030G | 47 | 262050 | 48 | 3202S | 10 | 375843 | 67 | 4031S | 64 |
| 202525 | 44 | 2210S | 6-71 | 2350 | 5 | 2623/4/4.5 | 34 | 3204S | 10 | 376553 | 67 | 4036S | 64 |
| 202550 | 44 | 2211S | 6-71 | 2351 | 5 | 2623/4/5.0 | 34 | 3210S | 10 | 376773 | 67 | 4039LS | 64 |
| 2026 | 26 | 221215 | 45 | 2357 | 5 | 2624 | 32 | 3212S | 10 | 376883 | 67 | 4039RS | 64 |
| 2027 | 26 | 221225 | 45 | 2375 | 14-98 | 2625/6/5.0 | 34 | 3214S | 10 | 378.16 | 53 | 4041 | 65 |
| 2054 | 26 | 221250 | 45 | 2376 | 15-98 | 2625/6/6.0 | 34 | 3216S | 10 | 378.16012M | 52 | 4041S | 65 |
| 2054BS | 26 | 2212S | 6-71 | 2377 | 14-98 | 2625/6/7.0 | 34 | 3218S | 10 | 378.20 | 53 | 4050 | 64 |
| 2054S | 26 | 221515 | 45 | 23771 | 15-98 | 262525 | 45 | 3220S | 10 | 378513 | 67 | 4050S | 64 |
| 2057 | 27 | 221525 | 45 | 2378 | 14 | 262550 | 45 | 3222S | 10 | 378733 | 67 | 4051 | 64 |
| 2064 | 31 | 221550 | 45 | 23780 | 14 | 2626 | 32 | 3225S | 10 | 378833 | 67 | 4051S | 64 |
| 20642 | 31 | 221925 | 45 | 23780BS | 14 | 2627/8/10.0 | 34 | 34590 | 83 | 379.16 | 53 | 4052 | 64 |

| Art. | page | Art. | page | Art. | page | Art. | page | Art. | page | Art. | page | Art. | page |
|------------|------|----------|------|-----------|------|------------|------|----------|------|----------|------|------|------|
| 4052S | 64 | 5116M | 31 | 5452.100 | 61 | D0151.47 | 91 | D3190.44 | 93 | D5271.41 | 86 | P42 | 35 |
| 4053 | 64 | 5120N | 31 | 5454 | 61 | D0160.40 | 91 | D3190.45 | 93 | D5271.42 | 86 | P45 | 35 |
| 4053S | 64 | 5123BL | 31 | 5454.100 | 61 | D0160.41 | 91 | D3190.46 | 93 | D5271.43 | 86 | P46 | 35 |
| 4058 | 65 | 5130V | 31 | 5462 | 61 | D0160.42 | 91 | D3190.47 | 93 | D5271.44 | 86 | P47 | 35 |
| 4058S | 65 | 5178 | 51 | 5462.100 | 61 | D0160.43 | 91 | D3192.41 | 92 | D5271.45 | 86 | P48 | 35 |
| 4060CS | 65 | 5178.10 | 51 | 5464 | 61 | D0160.44 | 91 | D3192.42 | 92 | D5271.46 | 86 | P52 | 35 |
| 4063 | 65 | 5178.100 | 51 | 5464.100 | 61 | D0160.45 | 91 | D3192.43 | 92 | D5271.47 | 86 | P53 | 35 |
| 4063S | 65 | 5180 | 50 | 5470 | 51 | D0160.46 | 91 | D3192.44 | 92 | D5271.48 | 86 | P54 | 35 |
| 4069BS | 71 | 5180.10 | 50 | 5474 | 51 | D0160.47 | 91 | D3192.45 | 92 | D5910.40 | 87 | P55 | 35 |
| 4070BS | 71 | 5180.100 | 50 | 5484 | 59 | D0220.36 | 88 | D3192.46 | 92 | D5910.41 | 87 | P56 | 35 |
| 4071BS | 71 | 5182 | 50 | 5505 | 58 | D0220.38 | 88 | D3192.47 | 92 | D5910.42 | 87 | P57 | 35 |
| 40901 | 71 | 5182.10 | 50 | 5575 | 56 | D0220.40 | 88 | D3814.41 | 85 | D5910.43 | 87 | P58 | 35 |
| 40911 | 71 | 5182.100 | 50 | 5580 | 56 | D0220.41 | 88 | D3814.42 | 85 | D5910.44 | 87 | P59 | 35 |
| 40921 | 71 | 5220N | 31 | 5590 | 57 | D0220B.36 | 88 | D3814.43 | 85 | D5910.45 | 87 | P6 | 35 |
| 4100BS | 70 | 5230V | 31 | 5595 | 56 | D0220B.38 | 88 | D3814.44 | 85 | D5910.46 | 87 | P63 | 35 |
| 4162 | 50 | 5235R | 31 | 5598 | 56 | D0220B.40 | 88 | D3814.45 | 85 | D5910.47 | 87 | P64 | 35 |
| 4162.10 | 50 | 5239 | 58 | 77060 | 83 | D0220W.36 | 88 | D3814.46 | 85 | P1 | 35 | P65 | 35 |
| 4164 | 70 | 5240 | 58 | 79260 | 82 | D0220W.38 | 88 | D3814.47 | 85 | P10 | 35 | P66 | 35 |
| 41651S | 70 | 5278 | 51 | 9016/20 | 40 | D0220W.40 | 88 | D3910.40 | 87 | P100 | 35 | P67 | 35 |
| 4166 | 50 | 5278.10 | 51 | 902005 | 25 | D0260.41 | 87 | D3910.41 | 87 | P101 | 35 | P68 | 35 |
| 4167 | 50 | 5278.100 | 51 | 902005BS | 25 | D0260.42 | 87 | D3910.42 | 87 | P102 | 35 | P69 | 35 |
| 4167.10 | 50 | 5279 | 51 | 902006 | 24 | D0260.43 | 87 | D3910.43 | 87 | P103 | 35 | P7 | 35 |
| 4180 | 49 | 5279.10 | 51 | 902006BS | 24 | D0260.44 | 87 | D3910.44 | 87 | P104 | 35 | P70 | 35 |
| 4181 | 49 | 5279.100 | 51 | 902009 | 25 | D0260.45 | 87 | D3910.45 | 87 | P105 | 35 | P71 | 35 |
| 4190 | 69 | 5280 | 50 | 902009BS | 25 | D0260.46 | 87 | D3910.46 | 87 | P106 | 35 | P73 | 35 |
| 4192 | 69 | 5280.10 | 50 | 902201 | 24 | D0260.47 | 87 | D3910.47 | 87 | P107 | 35 | P74 | 35 |
| 4194 | 69 | 5280.100 | 50 | 902201BS | 24 | D0260W.41 | 87 | D3930.36 | 89 | P108 | 35 | P8 | 35 |
| 469.16G | 54 | 5282 | 50 | 902203 | 24 | D0260W.42 | 87 | D3930.37 | 89 | P109 | 35 | P80 | 35 |
| 470.16 | 53 | 5282.10 | 50 | 902203BS | 24 | D0260W.43 | 87 | D3930.38 | 89 | P11 | 35 | P81 | 35 |
| 473.16 | 53 | 5282.100 | 50 | 902204 | 24 | D0260W.44 | 87 | D3930.39 | 89 | P120 | 35 | P82 | 35 |
| 474.16012M | 52 | 5284 | 50 | 9022042 | 24 | D0260W.45 | 87 | D3930.40 | 89 | P121 | 35 | P83 | 35 |
| 474.16034M | 52 | 5284.100 | 50 | 9022042BS | 24 | D0260W.46 | 87 | D3930.41 | 89 | P122 | 35 | P84 | 35 |
| 475.16012F | 54 | 5302 | 58 | 902204BS | 24 | D0260W.47 | 87 | D3930.42 | 89 | P123 | 35 | P86 | 35 |
| 475.16034F | 54 | 5320 | 59 | 902245 | 24 | D0265.40 | 85 | D3930.43 | 89 | P124 | 35 | P88 | 35 |
| 478.16 | 54 | 5320.10 | 59 | 902245BS | 24 | D0265.41 | 85 | D3930.44 | 89 | P125 | 35 | P89 | 35 |
| 500.18090 | 79 | 5320.100 | 59 | 902255 | 24 | D0265.42 | 85 | D3930.45 | 89 | P126 | 35 | P90 | 35 |
| 500.18120 | 79 | 5322 | 59 | 902255BS | 24 | D0265.43 | 85 | D3930.46 | 89 | P127 | 35 | P91 | 35 |
| 500.18150 | 79 | 5322.10 | 59 | 902257 | 24 | D0265.44 | 85 | D4822.36 | 89 | P128 | 35 | P92 | 35 |
| 500.30160 | 79 | 5322.100 | 59 | 902257BS | 24 | D0265.45 | 85 | D4822.37 | 89 | P129 | 35 | P93 | 35 |
| 500.30180 | 79 | 5364 | 60 | 902270 | 24 | D0265.46 | 85 | D4822.38 | 89 | P130 | 35 | P94 | 35 |
| 500.30210 | 79 | 5364.10 | 60 | 902270BS | 24 | D0265.47 | 85 | D4822.39 | 89 | P131 | 35 | P95 | 35 |
| 500.30240 | 79 | 5364.100 | 60 | 902271 | 24 | D0265.48 | 85 | D4822.40 | 89 | P132 | 35 | P96 | 35 |
| 5000.10 | 62 | 5366 | 60 | 902271BS | 24 | D0270.40 | 86 | D4842.41 | 89 | P133 | 35 | P98 | 35 |
| 5000.10K | 63 | 5366.10 | 60 | 902280 | 24 | D0270.41 | 86 | D4842.42 | 89 | P135 | 35 | P99 | 35 |
| 5000.1K | 63 | 5366.100 | 60 | 902280BS | 24 | D0270.42 | 86 | D4842.43 | 89 | P136 | 35 | R10 | 74 |
| 5000.40 | 63 | 5370 | 60 | 902281 | 24 | D0270.43 | 86 | D4842.44 | 89 | P137 | 35 | R11 | 75 |
| 5000.5K | 63 | 5370.100 | 60 | 902281BS | 24 | D0270.44 | 86 | D4842.45 | 89 | P138 | 35 | R12 | 74 |
| 501.24120 | 78 | 5372 | 60 | 902282 | 24 | D0270.45 | 86 | D4842.46 | 89 | P139 | 35 | R13 | 74 |
| 501.24150 | 78 | 5372.100 | 60 | 902282BS | 24 | D0270.46 | 86 | D4842.47 | 89 | P14 | 35 | R14 | 74 |
| 501.24180 | 78 | 5374 | 60 | 902283 | 24 | D0270.47 | 86 | D4920.34 | 89 | P140 | 35 | R15 | 74 |
| 501.88015 | 79 | 5374.100 | 60 | 902283BS | 24 | D0270.48 | 86 | D4920.35 | 89 | P141 | 35 | R16 | 75 |
| 501.88040 | 79 | 5394 | 59 | 902970 | 16 | D0271.39 | 86 | D4920.36 | 89 | P144 | 35 | R17 | 74 |
| 501.88050 | 79 | 5394.100 | 59 | 902975 | 17 | D0271.40 | 86 | D4920.37 | 89 | P15 | 35 | R30 | 74 |
| 5010 | 61 | 5396 | 59 | 902976 | 17 | D0271.41 | 86 | D4920.38 | 89 | P16 | 35 | R40 | 74 |
| 505.2.1000 | 78 | 5412 | 59 | 902977 | 17 | D0271.42 | 86 | D4920.39 | 89 | P17 | 35 | R41 | 74 |
| 505.2.250 | 78 | 5412.100 | 59 | 902980 | 16 | D0271.43 | 86 | D4920.40 | 89 | P18 | 35 | R42 | 74 |
| 505.2.500 | 78 | 5417 | 60 | 902984BS | 16 | D0271.44 | 86 | D4940.41 | 89 | P19 | 35 | R43 | 75 |
| 505.3.1000 | 78 | 5417.100 | 60 | 902985 | 17 | D0271.45 | 86 | D4940.42 | 89 | P2 | 35 | | |
| 505.5.700 | 78 | 5422 | 58 | 902986 | 17 | D0271.46 | 86 | D4940.43 | 89 | P20 | 35 | | |
| 5050 | 61 | 5422.100 | 58 | 902987 | 17 | D0271.47 | 86 | D4940.44 | 89 | P23 | 35 | | |
| 506.2.250 | 78 | 5424 | 58 | AXO | 45 | D0271.48 | 86 | D4940.45 | 89 | P24 | 35 | | |
| 506.3.500 | 78 | 5424.100 | 58 | D0051.36 | 91 | D0310B2.24 | 88 | D5260.41 | 87 | P25 | 35 | | |
| 510.10020 | 79 | 5432 | 49 | D0051.38 | 91 | D0310B2.26 | 88 | D5260.42 | 87 | P26 | 35 | | |
| 510.15030 | 79 | 5436 | 51 | D0051.40 | 91 | D0310B2.28 | 88 | D5260.43 | 87 | P27 | 35 | | |
| 5102 | 50 | 5436.100 | 51 | D0151.41 | 91 | D0310B2.30 | 88 | D5260.44 | 87 | P28 | 35 | | |
| 5102.10 | 50 | 5441 | 49 | D0151.42 | 91 | D0310B2.32 | 88 | D5260.45 | 87 | P29 | 35 | | |
| 5102.100 | 50 | 5442 | 49 | D0151.43 | 91 | D0310B2.34 | 88 | D5260.46 | 87 | P3 | 35 | | |
| 5106 | 50 | 5444 | 49 | D0151.44 | 91 | D3190.41 | 93 | D5260.47 | 87 | P30 | 35 | | |
| 5106.10 | 50 | 5448 | 49 | D0151.45 | 91 | D3190.42 | 93 | D5271.39 | 86 | P31 | 35 | | |
| 5106.100 | 50 | 5452 | 61 | D0151.46 | 91 | D3190.43 | 93 | D5271.40 | 86 | P41 | 35 | | |

| | |
|---|----|
| Surface irrigation | |
| Tap connector and barbed connector | 4 |
| Connectors and hose repair connectors | 7 |
| 1" System | 11 |
| Hose nozzles and shower spray nozzles | 12 |
| Guns | 14 |
| Kit | 18 |
| Diamond Line | 20 |
| Taps | 23 |
| Metal | 24 |
| Surface sprinklers | 26 |
| Supports and tripods | 36 |
| Carts and hoses | |
| Hose carts and hose reels | 38 |
| Garden hoses | 44 |
| Irrigation and distribution pipes | 48 |
| Micro-irrigation | |
| Accessories for irrigation and distributing pipes | 50 |
| One station water timers | 56 |
| Micro-sprinklers | 58 |
| Idrovita and Polygreen | 62 |
| Underground irrigation | |
| Pop-up | 64 |
| Compression fittings | 66 |
| Multi-zone water timers and solenoid valves | 68 |
| Underground irrigation accessories | 69 |
| Cutting and working tools | |
| Tools | 72 |
| Professional shears and hedge shears | 74 |
| Shears and hedge shears | 76 |
| Accessories | 78 |
| Sprayers | |
| Sprayers | 80 |
| Garden furniture | |
| Garden furniture | 83 |
| BOOTS | |
| EVA boots | 84 |
| PVC boots | 90 |
| Display stands | |
| Display stands | 94 |

| | |
|---|---|
|  | Bulk |
|  | Hangable pack |
|  | Bulk with bar code (Display stand available on request) |
|  | Display stand |
|  | Reel |
|  | Coloured box |
|  | Hangable coloured box |
|  | Box |
|  | Bag |
|  | PE packet |
| \emptyset | Diameter |
| m | metre |
| L/h | Litres/Hour |
| L/min | Litres/Minute |
| R/m | Radius / metre |
|  | Water-stop |
|  | Adjustable spray |
|  | Number of spray and functions |
|  | Telescopic hose nozzle |
|  | Spike height |
|  | Articulated head |
|  | European Compliance |
|  | Tank capacity |
|  | Lithium battery |
|  | Lead battery |
|  | With electrical cable |
|  | Weight |
|  | Operating pressure |

| | |
|---|---|
|  | Short curved blade |
|  | Lock nut |
|  | Compression spring |
|  | Spiral spring |
|  | Curved anvil blade for shears |
|  | Curved blade |
|  | Pair of blades |
|  | Curved anvil blade for lopping shears |
|  | Teflon-coated curved blade |
|  | Energy absorption at the heel |
|  | Insulation from cold |
|  | Hydrocarbon resistant sole |
|  | Perforation resistance |
|  | Sole slip resistance on ceramic surface |
|  | Sole slip resistance on metal surface |
|  | Sole slip resistance on ceramic and steel surface |
|  | Basic requirements for footwear: toe cap resistant to an impact of 200 Joules and a crush of 15 Kn - WITH-OUT TOE CAP |
|  | Basic requirements for footwear: toe cap resistant to an impact of 200 Joules and a crush of 15 Kn |



Il marchio della
gestione forestale
responsabile

00CATGI-2010



8 008520 012543 >



Ipierre System srl

Via Ca' di Mazzè 18 - 37134 Verona - Italy
Tel. + 39 045 8750388 Fax + 39 045 9251091
info@ipierre.eu / www.ipierre.eu