


SOLID Pro

Glass / Glass

60 Cell

Frameless



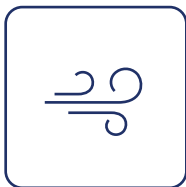
Self-cleaning effect



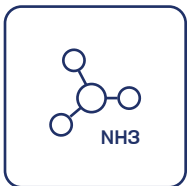
Salt mist resistance



Fire class A



Dust & Sand resistance



Ammonia resistance



Extreme load resistance



Positive sorting up to +5W

SOLITEK

Mono

⚡ 320W

⚡ 275W

Poly

Mokslininku str. 6A,
Vilnius 08412, Lithuania
Tel. +370 5 263 8774
info@solitek.eu
www.solitek.eu

30

Product warranty

87%

Power guarantee

30

Efficiency guarantee

Electrical data (STC*)		
Maximum Power	320	275
Cell Technology	Mono C-Si	Poly C-Si
Open circuit voltage (V _{oc} /V)	41,16	38,13
Short circuit Current (I _{sc} /A)	9,77	9,26
Max Power Voltage (V _{mpp} /V)	34,23	31,23
Max Power Current (I _{mp} /A)	9,36	8,81
Module Efficiency (η)	18,79%	16,14%
Max System Voltage (V)	1500	
Max Current (A)	15	
Power Tolerance	0/+5W	

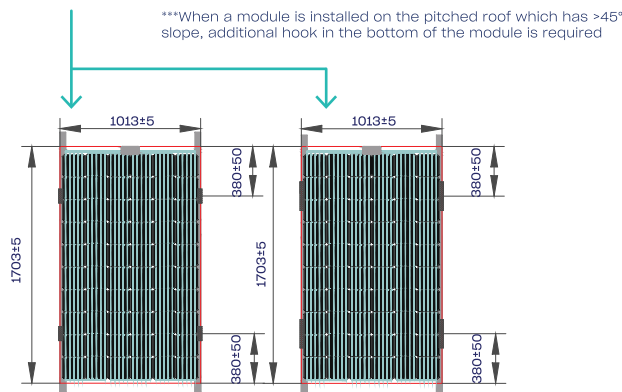
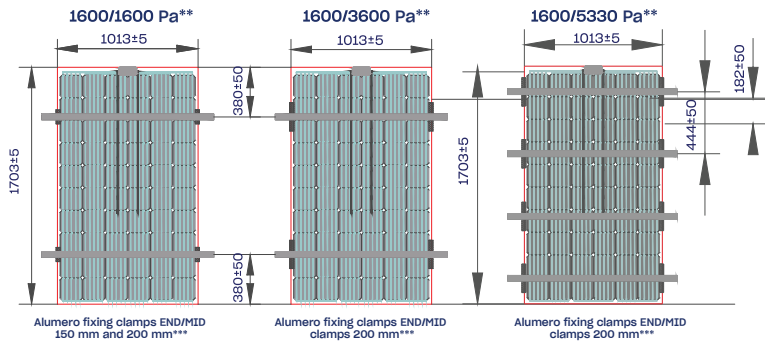
*Under Standard Test Conditions (STC) of irradiance of 1000W/sq. m., spectrum AM 1.5 and cell temperature of 25 C

Flash testing measurement accuracy of +/- 5% All transparency values are approximate +/- 3%

Temperature ratings	Polycrystalline	Monocrystalline
Current temperature coefficient (α)	+0,046% /° C	+0,04% /° C
Voltage temperature coefficient (β)	-0,347% /° C	-0,35% /° C
Power temperature coefficient (δ)	-0,486% /° C	-0,47% /° C
Nominal Operating Module Temperature	46° C	

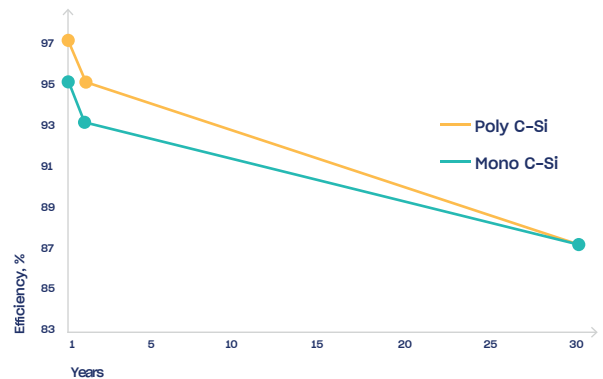
Mechanical data	
Dimensions (LxWxH) (mm)	1695x1005x7,1
Dimensions with edge sealing (LxWxH) (mm)	1703+5x1013+5x7,1
Weight (kg)	29
Front / Back glass (mm)	3,15
Cell Type	Poly C-Si / Mono C-Si
Cell Size (mm)	158,75x158,75
Transparency %	10
Cell configuration	6x10
Busbars	5
Frame	Frameless
Operating Temperature (°C)	-40 ÷ +85
Max Load (wind/snow) (Pa)	1600/5330**
Junction Box / IP Class	IP68
Cable Cross Section Size (mm ²)	4
Bypass Diodes	3
Connector	MC4

Dimensions & Mounting



**Safety factor 1,5

Power output warranty



Attention

- Always check if your system is compatible with local environmental conditions (wind/snow load, temperatures) on your site to ensure safety and long-term energy production.
- Do not connect differently orientated PV panels in the same string / MPPT of the inverter (unless optimizers are used).
- Do not connect strings with an unequal amount of PV panels in one MPPT (unless optimizers are used).
- Use PV panels of same electrical parameters in one string/MPPT (unless optimizers are used).
- Always ensure that your inverter is equipped with DC disconnecter. If not it is recommended to install it externally.
- Never let different metals come in contact with each other. Use bi-metallic plates or plastic separators to eliminate galvanic corrosion.
- It is highly recommended to install SPD's in both AC and DC circuits because overvoltages void the warranty for inverters and also panels if they are harmed.
- It is highly recommended to ground PV panels mounting system and to install lightning protection in site.

Tips for Better Power Output

- Better module ventilation and shorter connection cables increase electrical energy production.
- Always observe object/mutual shading in site. Shading can drastically cut electrical energy generation output.



PRODUCED USING 100% RENEWABLE ENERGY



Certificates and memberships

