


SOLID Framed

Glass / Glass

60 Cell



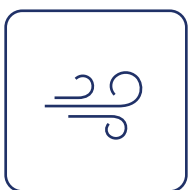
Self-cleaning
effect



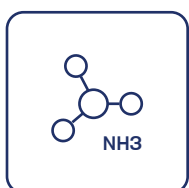
Salt mist
resistance




Fire class A



Dust & Sand
resistance



Ammonia
resistance



Positive sorting up to +5W

SOLITEK

Mokslininku str. 6A,
Vilnius 08412, Lithuania
Tel. +370 5 263 8774
info@solitek.eu
www.solitek.eu

Mono ⚡ 325W

30

Product
warranty

87%

Power
guarantee

30

Efficiency
guarantee

Electrical data (STC*)	
Maximum Power	325
Cell Technology	Mono C-Si
Open circuit voltage (V_{oc}/V)	41,39
Short circuit Current (I_{sc}/A)	9,87
Max Power Voltage (V_{mpp}/V)	34,41
Max Power Current (I_{mpp}/A)	9,47
Module Efficiency (η)	18,55%
Max System Voltage (V)	1500
Max Current (A)	15
Power Tolerance	0/+5W

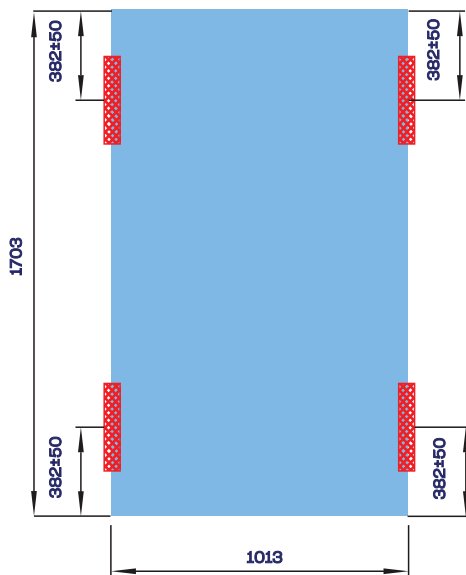
*Under Standard Test Conditions (STC) of irradiance of 1000W/sq. m., spectrum AM 1.5 and cell temperature of 25 C

Flash testing measurement accuracy of +/- 5% All transparency values are approximate +/- 3%

Temperature ratings	Monocrystalline
Current temperature coefficient (α)	+0,04% /° C
Voltage temperature coefficient (β)	-0,35% /° C
Power temperature coefficient (δ)	-0,47% /° C
Nominal Operating Module Temperature	46° C

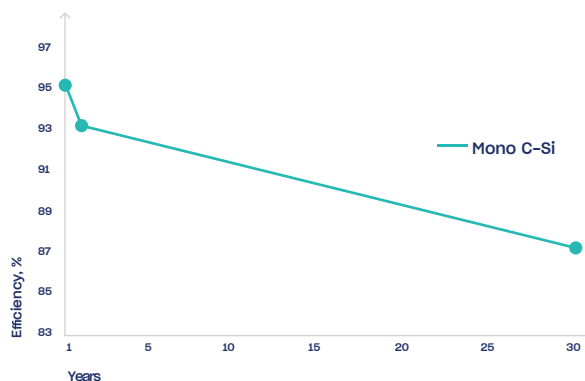
Mechanical data	
Dimensions (LxWxH) (mm)	1703x1013x35
Weight (kg)	22
Front / Back glass (mm)	2
Cell Type	Mono C-Si
Cell Size (mm)	158,75x158,75
Transparency %	10
Cell configuration	6x10
Busbars	5
Frame	Anodised Aluminium frame
Operating Temperature (°C)Max	-40 ÷ +85
Load (wind/snow) (Pa) Junction	1600/3600**
Box / IP Class	IP68
Cable Cross Section Size (mm ²)	4
Bypass Diodes	3
Connector	MC4

Dimensions & Mounting



**Safety factor 1,5

Power output warranty



Attention

- Always check if your system is compatible with local environmental conditions (wind/snow load, temperatures) on your site to ensure safety and long-term energy production.
- Do not connect differently orientated PV panels in the same string / MPPT of the inverter (unless optimizers are used).
- Do not connect strings with an unequal amount of PV panels in one MPPT (unless optimizers are used).
- Use PV panels of same electrical parameters in one string/MPPT (unless optimizers are used).
- Always ensure that your inverter is equipped with DC disconnecter. If not it is recommended to install it externally.
- Never let different metals come in contact with each other. Use bi-metallic plates or plastic separators to eliminate galvanic corrosion.
- It is highly recommended to install SPD's in both AC and DC circuits because overvoltages void the warranty for inverters and also panels if they are harmed.
- It is highly recommended to ground PV panels mounting system and to install lightning protection in site.

Tips for Better Power Output

- Better module ventilation and shorter connection cables increase electrical energy production.
- Always observe object/mutual shading in site. Shading can drastically cut electrical energy generation output.



Certificates and memberships

