

LK 700/705 AeroMat

Technical data

Working temperature:	Min. 5 °C/Max. 130 °C
Max. working pressure:	1.6 MPa (16 bar)
Media 1:	Water - Glycol/Ethanol mixture max. 50%
Thread standard:	G - male thread, G - female thread
Other data:	Material, ball valve: Brass EN 12165 CW617N, externally sandblasted and nickel-plated. Chrome ball
Material, sealing:	P.T.F.E

LK 700 and 705 AeroMat are automatic free floating air vent valves suitable for heating and cooling systems where pressure, temperature or media place high performance demands on the air vent valve.

The float vent valve is mounted vertically at a high point in the system. The shut-off valve is to be installed first and thereafter the float vent valve. The system should be flushed through and pressurized before mounting the float vent and opening the shut-off valve. Threads towards the system and the float vent are sealed in the usual manner.

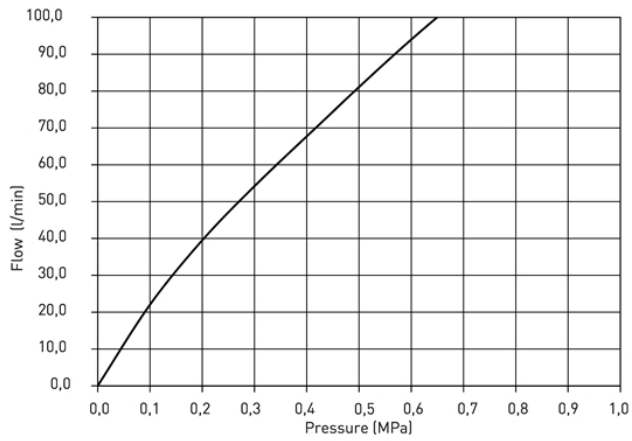
The installation should be checked regularly. Sediments around the air outlet show that the float vent needs to be cleaned.

Cleaning the float vent valve

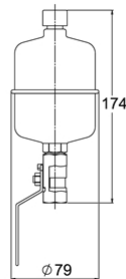
Close the shut-off valve and dismantle the float vent. Remove the black protective cap over the air outlet and unscrew the threaded union part underneath. Check that the outlet is free from impurities. If needed, clean with compressed air or cleaning needle. Clean the float vent by flushing it through with hot water from the top so that any impurities and sediments are removed. Reassemble the float vent valve in the reverse order.



Characteristics

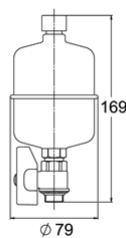


LK 705 - Female thread



Article no.	Dim.	Note	Weight (kg)
4845244	F 3/8"	with shut-off valve	0.5

LK 700 - Male thread



Article no.	Dim.	Note	Weight (kg)
094107	M 3/8"	without shut-off valve	0.4
4845228	M 3/8"	with shut-off valve	0.5