

Cim 201/11NLON

NO LEAD BALL VALVE - "CR" - SCC - T12CRNL SERIES - STEEL LEVER HANDLE



This article was made in compliance with the quality management requirements of ISO 9001 standard. All articles are tested according to the EN 12266-1 standard.

It can be used in a wide variety of sectors: heating, air conditioning, water, sanitary systems, pneumatic systems, oil pipelines, gasoline networks, saturated steam and generally with any non corrosive liquid.

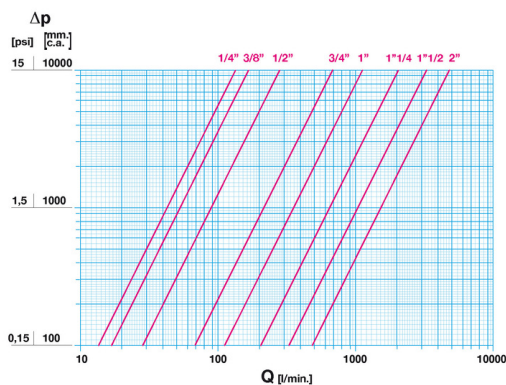
It is guaranteed for 5 years.

It is made of a brass alloy that complies with standard EN 12165 -CW 511L-DW.

Nominal Pressure: PN 40 (DN10-32) - PN 32 (DN40-50)

Operating temperature: -20 to 150°C

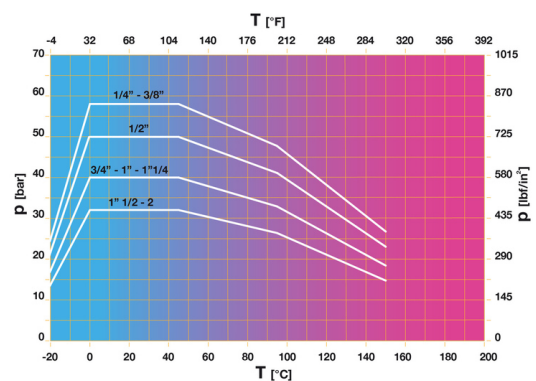
FLOW AND PRESSURE DROP



Notes:

- 1 l/min = 0,06 m3/h
- 1 m3/h = 16,67 l/min
- 1 bar = 10.000 mm w.c.
- 1 psi = 690 mm w.c.

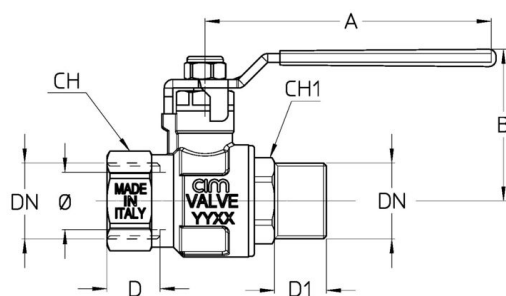
PRESSURE TEMPERATURE RATINGS



Notes:

- 1 bar = 14,5 psi
- 1 bar = 14,5 lbf/in2
- °C = 5/9 x (°F-32)
- °F = 32 + (9/5 x °C)

TECHNICAL DRAWING



DN	1/4"	3/8"	1/2"	3/4"	1"	1"1/4	1"1/2	2"
Ø mm	10	10	15	20	25	32	40	50
Grms.	120	125	230	380	610	950	1365	2120
A	65	65	80	100	100	120	150	150
B	33	33	57	62	66	79	100	107
C	53,5	51,5	69	76	90	103	117	136
D	11,5	12,5	17	18,5	21	22,5	23	26,5
D1	12,5	10	17	18	21	25	26	27,5
CH	18	20	25	31	40	49	55	69
CH1	18	18	24	27	36	47	49,5	65

Female thread:

ISO 7 - Rp

Male thread:

ISO 228

TECHNICAL CHARACTERISTICS

KV CM CS MT								
DN	1/4"	3/8"	1/2"	3/4"	1"	1"1/4	1"1/2	2"
Ø mm	10	10	15	20	25	32	40	50
KV	8	10	17	41	68	123	198	290
CM	1	1	3	5	6	7	10	13
CS	2	2	6	10	12	14	20	26
MT	10	10	10	24	24	45	80	80

KV = Capacity in m³/h at pressure drop of 1 bar.

CM = Operating torque in Nm.

CS = Starting torque in Nm.

MT = Stem breaking torque in Nm.